

# Public Document Pack

**Gareth Owens LL.B Barrister/Bargyfreithiwr**  
Chief Officer (Governance)  
Prif Swyddog (Llywodraethu)



Contact Officer:  
Maureen Potter 01352 702322  
maureen.potter@flintshire.gov.uk

To: Cllr David Evans (Chair)

Councillors: Mike Allport, Mel Buckley, David Coggins Cogan, Chris Dolphin, Ian Hodge, Ray Hughes, Richard Lloyd, Mike Peers, Vicky Perfect, Dan Rose and Roy Wakelam

28 February 2024

Dear Sir/Madam

**NOTICE OF HYBRID MEETING**  
**ENVIRONMENT & ECONOMY OVERVIEW & SCRUTINY COMMITTEE**  
**TUESDAY, 5TH MARCH, 2024 at 10.00 AM**

Yours faithfully

Steven Goodrum  
Democratic Services Manager

Please note: Attendance at this meeting is either in person in the Delyn Committee Room, Flintshire County Council, County Hall, Mold, Flintshire or on a virtual basis.

The meeting will be live streamed onto the Council's website. The live streaming will stop when any confidential items are considered. A recording of the meeting will also be available, shortly after the meeting at <https://flintshire.public-i.tv/core/portal/home>

If you have any queries regarding this, please contact a member of the Democratic Services Team on 01352 702345.

## A G E N D A

### 1 **APOLOGIES**

**Purpose:** To receive any apologies.

### 2 **DECLARATIONS OF INTEREST (INCLUDING WHIPPING DECLARATIONS)**

**Purpose:** To receive any Declarations and advise Members accordingly.

### 3 **MINUTES** (Pages 5 - 8)

**Purpose:** To confirm as a correct record the minutes of the meeting held on 6 February 2024.

### 4 **FORWARD WORK PROGRAMME AND ACTION TRACKING** (Pages 9 - 16)

Report of Environment & Economy Overview & Scrutiny Facilitator

**Purpose:** To consider the Forward Work Programme of the Environment & Economy Overview & Scrutiny Committee

### 5 **AUDIT WALES ASSURANCE & RISK ASSESSMENT REPORT – CARBON REDUCTION PLAN** (Pages 17 - 40)

Report of Chief Officer (Planning, Environment and Economy) - Cabinet Member for Climate Change and Economy

**Purpose:** To acknowledge the outcome of the Audit Wales report and support action being taken to address its recommendation.

### 6 **OUTCOME OF ADOPTION OF LOCAL TOILET STRATEGY** (Pages 41 - 74)

Report of Chief Officer (Streetscene and Transportation) - Deputy Leader of the Council and Cabinet Member for Streetscene and the Regional Transport Strategy

**Purpose:** To provide an update following the conclusion of the public consultation and present the final draft of the strategy for adoption.

**7** **RESOURCE AND WASTE STRATEGY** (Pages 75 - 134)

Report of Chief Officer (Streetscene and Transportation) - Deputy Leader of the Council and Cabinet Member for Streetscene and the Regional Transport Strategy

**Purpose:** To review the Council's waste strategy with the objective of achieving Welsh Government's statutory recycling target of 70%.

**8** **UPDATE ON BUS EMERGENCY SCHEME** (Pages 135 - 140)

Report of Chief Officer (Streetscene and Transportation) - Deputy Leader of the Council and Cabinet Member for Streetscene and the Regional Transport Strategy

**Purpose:** To provide an update following the announcement of the termination of the Bus Emergency Scheme Funding and the introduction of the Bus Transition Funding

***Please note that there may be a 10 minute adjournment of this meeting if it lasts longer than two hours***

This page is intentionally left blank

## **ENVIRONMENT AND ECONOMY OVERVIEW & SCRUTINY COMMITTEE** **6 FEBRUARY 2024**

Minutes of the hybrid meeting of the Environment and Economy Overview & Scrutiny Committee of Flintshire County Council held on Tuesday, 6 February 2024.

### **PRESENT: Councillor David Evans (Chair)**

Councillors: Mike Allport, Mel Buckley, David Coggins-Cogan, Chris Dolphin, Ian Hodge, Richard Lloyd, Mike Peers, Vicky Perfect, Dan Rose and Roy Wakelam

**APOLOGIES:** Councillor Ray Hughes, and Chief Officer (Streetscene and Transportation)

### **CONTRIBUTORS:**

Councillor Dave Hughes (Deputy Leader of the Council and Cabinet Member for Streetscene and Regional Transport Strategy), Councillor Dave Healey (Cabinet Member for Climate Change and Economy), Chief Executive, Chief Officer (Planning, Environment & Economy), Corporate Finance Manager, Strategic Finance Managers, Transport Manager (Streetscene and Transportation), Regulatory Services Manager, and Highway Network Manager

**IN ATTENDANCE:** The Environment & Economy Overview & Scrutiny Facilitator and Democratic Services Officers

## **67. DECLARATIONS OF INTEREST**

There were no declarations of interest.

## **68. MINUTES**

The minutes of the meeting held on 12 December 2023, were submitted.

### Accuracy

Councillor Mike Peers explained that he had joined the meeting later and asked that his attendance be noted.

The minutes of the meeting held on 19 December 2023, were submitted.

The minutes of the meeting held on 9 January 2024, were submitted.

### Accuracy

Councillor David Coggins-Cogan referred to page 21, item 64, last paragraph, and said the wording needed to be amended as the Centre had not been operational for a full year and therefore the financial information could not be provided.

Councillor Coggins-Cogan also referred to page 23, item 65, and said it had been agreed that the Fleet Contract would be submitted to County Council and asked that this be recorded in the minutes

Subject to the above amendments the minutes were approved as an accurate record as moved by Councillor Richard Lloyd and seconded by Councillor Mike Peers.

**RESOLVED:**

That subject to the above amendments, the minutes be approved as a correct record and signed by the Chair.

**69. FORWARD WORK PROGRAMME AND ACTION TRACKING**

The Environment & Economy Overview & Scrutiny Facilitator presented the Forward Work Programme and Action Tracking report.

Councillor Mike Peers referred to the Forward Work Programme and the items which were listed to be added on page 31, and suggested that these be scheduled for the meeting to be held on 9 July 2024. Referring to the Action Tracking report on page 33, Councillor Peers also suggested that an additional column be added to the table to update the Committee on progress.

The Chair requested that an update on the 20 mph speed limit also be included on the Programme for the meeting on 9 July 2024.

The recommendations in the report were moved by Councillor Mike Peers and seconded by Councillor Roy Wakelam.

**RESOLVED:**

- (a) That subject to the above amendments the Forward Work Programme be approved;
- (b) That the Facilitator, in consultation with the Chair of the Committee, be authorised to vary the Forward Work Programme between meetings, as the need arises; and
- (c) That the Committee notes the progress made in completing the outstanding actions

**70. LOCAL GOVERNMENT (ACCESS TO INFORMATION) ACT 1985 - TO CONSIDER THE EXCLUSION OF THE PRESS AND PUBLIC**

Councillor Richard Lloyd moved exclusion of the press and public and this was seconded by Councillor Dan Rose.

**RESOLVED:**

That the press and public be excluded from the meeting as the following item is considered to be exempt by virtue of Paragraph(s) 15 of Part 4 of Schedule 12A of the Local Government Act 1972 (as amended).

The public interest in withholding the information outweighs the public interest in disclosure until such time as those consultations/negotiations have been concluded.

**71. COUNCIL FUND BUDGET 2024/25**

The Corporate Finance Manager introduced a report on the cost pressures, proposed cost reductions, and associated risks, and to provide details of additional proposals for the Planning Environment and Economy portfolio and the Streetscene and Transportation portfolio.

Councillor David Coggins-Cogan moved recommendations 1 and 2 in the report and this was seconded by Councillor Richard Lloyd.

Councillor Mike Peers proposed that Efficiency Proposal No 9 (Restrict Waste Collections) be removed from the proposals for the Streetscene and Transportation portfolio. This was seconded by Councillor Roy Wakelam and when put to the vote was carried.

**RESOLVED:**

- (a) That the Planning, Environment and Economy portfolio's options to reduce budgets be noted;
- (b) That the Streetscene and Transportation portfolio's options to reduce budgets be noted; and.
- (c) that Efficiency Proposal No 9 (Restrict Waste Collections) be removed from the proposals for the Streetscene and Transportation portfolio.

**72. WORKPLACE RECYCLING REGULATIONS**

The Regulatory Services Manager presented the report to provide an overview of the workplace recycling reforms being implemented by Welsh Government, and to outline the potential impact on the Council and the actions required to achieve compliance. She provided background information and referred to the main points as detailed in the report.

Councillor Mike Peers referred to the information on page 49 that Welsh Government capital funding may be available to support with the procurement of infrastructure, vehicles etc., and asked for the timescale of the funding and if other funding streams were available if it was not provided by the WG. He also commented on the proposal to extend the waste collection service as referred to in section 1.09 of the report and expressed concerns that it would impact on general public access to existing HRC sites. He suggested that a stand-alone site be used for trade waste. The Regulatory Services Manager acknowledged the points made by Councillor Peers and responded to the questions raised.

Councillor Dan Rose referred to the list of locations in section 1.05 of the report and sought clarification around the arrangements for markets, festivals, and bus stations. The Regulatory Services Manager agreed to provide further information to Councillor Rose following the meeting on the questions raised.

In response to a question from the Chair, the Regulatory Services Manager explained that the collection services would be working with commercial providers to ensure compliance with legislation.

The recommendations in the report were moved by Councillor David Coggins-Cogan and seconded by Councillor Richard Lloyd

**RESOLVED:**

- (a) That the changing legislation and the potential impact on Council Services be noted; and
- (b) That the option to explore opportunities to develop non-domestic recycling collections and disposal services be supported.

**73. MEMBERS OF THE PRESS IN ATTENDANCE**

There were no members of the press or public in attendance.

(The meeting started at 10.00 a.m. and ended at 2.30 p.m.)

.....  
**Chair**





## ENVIRONMENT & ECONOMY OVERVIEW & SCRUTINY COMMITTEE

|                        |   |
|------------------------|---|
| <b>Date of Meeting</b> | 5 March 2024  |
| <b>Report Subject</b>  | Forward Work Programme and Action Tracking            |
| <b>Report Author</b>   | Environment & Economy Overview & Scrutiny Facilitator |
| <b>Type of Report</b>  | Operational   |

### EXECUTIVE SUMMARY

Overview & Scrutiny presents a unique opportunity for Members to determine the Forward Work programme of the Committee of which they are Members. By reviewing and prioritising the Forward Work Programme Members are able to ensure it is Member-led and includes the right issues. A copy of the Forward Work Programme is attached at Appendix 1 for Members' consideration which has been updated following the last meeting.

The Committee is asked to consider, and amend where necessary, the Forward Work Programme for the Environment & Economy Overview & Scrutiny Committee.

The report also shows actions arising from previous meetings of the Environment & Economy Overview & Scrutiny Committee and the progress made in completing them. Any outstanding actions will be continued to be reported to the Committee as shown in Appendix 2.

### RECOMMENDATION

|   |  |
|---|--|
| 1 | That the Committee considers the draft Forward Work Programme and approve/amend as necessary.  |
| 2 | That the Facilitator, in consultation with the Chair of the Committee be authorised to vary the Forward Work Programme between meetings, as the need arises. |
| 3 | That the Committee notes the progress made in completing the outstanding actions.  |

## **REPORT DETAILS**

| <b>1.00</b> | <b>EXPLAINING THE FORWARD WORK PROGRAMME AND ACTION TRACKING</b>   |
|-------------|--|
| 1.01        | Items feed into a Committee's Forward Work Programme from a number of sources. Members can suggest topics for review by Overview & Scrutiny Committees, members of the public can suggest topics, items can be referred by the Cabinet for consultation purposes, or by County Council or Chief Officers. Other possible items are identified from the Cabinet Work Programme and the Improvement Plan.  |
| 1.02        | <p>In identifying topics for future consideration, it is useful for a 'test of significance' to be applied. This can be achieved by asking a range of questions as follows:</p> <ol style="list-style-type: none"><li>1. Will the review contribute to the Council's priorities and/or objectives?</li><li>2. Is it an area of major change or risk?</li><li>3. Are there issues of concern in performance?</li><li>4. Is there new Government guidance of legislation?</li><li>5. Is it prompted by the work carried out by Regulators/Internal Audit?</li><li>6. Is the issue of public or Member concern?</li></ol> |
| 1.03        | In previous meetings, requests for information, reports or actions have been made. These have been summarised as action points. Following a meeting of the Corporate Resources Overview & Scrutiny Committee in July 2018, it was recognised that there was a need to formalise such reporting back to Overview & Scrutiny Committees, as 'Matters Arising' was not an item which can feature on an agenda.  |
| 1.04        | It was suggested that the 'Action tracking' approach be trialled for the Corporate Resources Overview & Scrutiny Committee. Following a successful trial, it was agreed to extend the approach to all Overview & Scrutiny Committees.  |
| 1.05        | The Action Tracking details including an update on progress is attached at Appendix 2.   |

| <b>2.00</b> | <b>RESOURCE IMPLICATIONS</b>     |
|-------------|----------------------------------|
| 2.01        | None as a result of this report. |

| <b>3.00</b> | <b>CONSULTATIONS REQUIRED / CARRIED OUT</b>   |
|-------------|---|
| 3.01        | In some cases, action owners have been contacted to provide an update on their actions. |

|             |                                  |
|-------------|----------------------------------|
| <b>4.00</b> | <b>RISK MANAGEMENT</b>           |
| 4.01        | None as a result of this report. |

|             |  |
|-------------|--|
| <b>5.00</b> | <b>APPENDICES</b>  |
| 5.01        | Appendix 1 – Draft Forward Work Programme<br>Appendix 2 – Action Tracking for the Environment & Economy OSC. |

|             |  |
|-------------|--|
| <b>6.00</b> | <b>LIST OF ACCESSIBLE BACKGROUND DOCUMENTS</b>   |
| 6.01        | Minutes of previous meetings of the Committee as identified in Appendix 2.<br><br><b>Contact Officer:</b> Margaret Parry-Jones<br>Overview & Scrutiny Facilitator<br><b>Telephone:</b> 01352 702427<br><b>E-mail:</b> <a href="mailto:Margaret.parry-jones@flintshire.gov.uk">Margaret.parry-jones@flintshire.gov.uk</a> |

|             |  |
|-------------|--|
| <b>7.00</b> | <b>GLOSSARY OF TERMS</b>   |
| 7.01        | <b>Improvement Plan:</b> the document which sets out the annual priorities of the Council. It is a requirement of the Local Government (Wales) Measure 2009 to set Improvement Objectives and publish an Improvement Plan. |

This page is intentionally left blank

## Environment & Economy Overview & Scrutiny Forward Work Programme 2023/24

| Date of Meeting                | Subject  | Purpose of Report/Presentation  | Scrutiny Focus      | Responsible/Contact Officer                             | Submission Deadline |
|--------------------------------|--|---|---------------------|---|---------------------|
| <p>11 June 24<br/>10.00 am</p> | <p>Welsh Government Deposit Return Scheme update</p>                                       | <p>As agreed at the meeting on 13<sup>th</sup> June 2023</p>  | <p>Information</p>  | <p>Chief Officer - Streetscene &amp; Transportation</p> |                     |
|                                | <p>Active Travel Network Map</p>   | <p>To receive an update</p>   | <p>Assurance</p>    | <p>Chief Officer – Streetscene and Transportation</p>   |                     |
|                                | <p>Conversion of the FCC fleet to electric or alternative fuels</p>                        | <p>To receive a progress report on the implementation of the conversion of the FCC fleet to electric and alternative fuels</p>                      | <p>Assurance</p>    | <p>Chief Officer – Streetscene and Transportation</p>   |                     |
|                                | <p>Streetscene Standards</p>   | <p>To consider feedback from the Task &amp; Finish Group</p>  | <p>Pre-decision</p> | <p>Chief Officer – Streetscene and Transportation</p>   |                     |
|                                | <p>Car Parking Strategy</p>  | <p>To review the current strategy</p>   | <p>Pre-decision</p> | <p>Chief Officer – Streetscene &amp; Transportation</p> |                     |
|                                | <p>Review of Highways Asset Management Plan and Highway and Car Park Inspection Policy</p> | <p>To provide Scrutiny with an update on the refreshed Highway Asset Management Plan (HAMP) and reviewed Highway and Car Park Inspection Policy</p> | <p>Assurance</p>    | <p>Chief Officer – Streetscene &amp; Transportation</p> |                     |

ENVIRONMENT & ECONOMY OVERVIEW & SCRUTINY FORWARD WORK PROGRAMME  
APPENDIX 1

| <b>Date of Meeting</b>        | <b>Subject</b>  | <b>Purpose of Report/Presentation</b>  | <b>Scrutiny Focus</b>  | <b>Responsible/Contact Officer</b>           | <b>Submission Deadline</b> |
|-------------------------------|---|--|------------------------|--|----------------------------|
|                               | Integrated Transport Strategy and Regional Transport Plan | To receive an update   | Assurance              | Chief Officer – Streetscene & Transportation |                            |
| <b>9 July 24<br/>10.00 am</b> | End of year performance monitoring report                 | To review the levels of progress in the achievement of activities and performance levels identified in the Council Plan. | Performance Monitoring | Chief Officers                               |                            |
|                               | Enforcement   | To receive an update   | Assurance              | Chief Officer – Streetscene & Transportation |                            |

Page 14

Items to be added :-

**Place Making Plan Buckley (July)**

**Place Making Plan Holywell (July)**

**20 mph Speed Review (July)**

**Update report on Bailey Hill in the Autumn with Site Visit in advance**

## Action tracking for Environment & Economy OSC January 2024

| Item/Date                                     | Discussion  | Action   | By whom   | Status    |
|---|---|--|---|-----------|
| Council Carbon Footprint Update 2022/23       | Cllr Peers asked if the results of the Travel Survey could be shared with the Committee.  | Information to be requested from Communications Team when available. Not Comms.<br><br>Alex Ellis has been contacted regarding this. | Facilitator                                     | ongoing   |
| Access Barrier Review                         | That a review takes place in 6 months following implementation.   | Review in 6 months recommended to Cabinet by the Committee   | Tom Woodall/<br>Andrew Farrow                   | Ongoing   |
| 9 January 2024 Ambition North Wales Q2 Report | Welsh date in English version of document   | Chief officer to advise Ambition North Wales   | Chief Officer – Planning, Environment & Economy | Completed |
| Streetlighting Policy                         | Regarding Vehicle Activated Signs the Operational Manager agreed to consult colleagues to provide an update to the Committee    | Operational Area Manager to consult with colleagues and update the Committee   | Darryl Jones                                    | Completed |
| Streetlighting Policy                         | Issues with the Mayrise system raised – Highway network manager agreed to speak to Contact Centre staff with regard to this.    | Operational Area Manager to contact Contact Centre staff re Mayrise  | Darryl Jones                                    | Completed |
| Bailey Hill, Mold                             | It was agreed that an update report be brought to a future meeting of the Committee with a Site visit in advance of the meeting | Item to be added to FWP  | Facilitator                                     | Completed |

This page is intentionally left blank





## ENVIRONMENT AND ECONOMY OVERVIEW AND SCRUTINY COMMITTEE

|                        |   |
|------------------------|---|
| <b>Date of Meeting</b> | 5 <sup>th</sup> March 2024  |
| <b>Report Subject</b>  | Audit Wales Assurance & Risk Assessment review – Carbon reduction plans |
| <b>Cabinet Member</b>  | Collective responsibility   |
| <b>Report Author</b>   | Chief Officer (Planning, Environment & Economy)                         |
| <b>Type of Report</b>  | Strategic   |

### EXECUTIVE SUMMARY

In 2019 the Welsh Government called for the Public Sector to become net zero carbon by 2030. Following this declaration, Cabinet resolved in December 2019 to a Climate Change Strategy which would set key aims and actions for creating a net zero carbon Council by 2030.

The Climate Change Strategy and action plan were adopted by Council in February 2022. This strategy sets the commitment, ambition, actions and milestone targets to reach our net zero carbon goal.

In July 2022, Audit Wales issued a report that called for stronger public sector leadership on reducing carbon emissions in Wales. Following this, they have carried out individual audits of each Council's carbon commitment and action against the findings of their public sector wide report.

The purpose of this report is to give an overview of the Assurance & Risk Assessment review and action that has been taken to date to address the recommendation.

### RECOMMENDATIONS

|   |   |
|---|---|
| 1 | To note the outcome of the Audit Wales report and support action being taken to address its recommendation. |
|---|---|

### REPORT DETAILS

|      |  |
|------|--|
| 1.00 | <b>EXPLAINING THE REPORT</b>   |
| 1.01 | <p>In 2019 the Welsh Government called for the Public Sector to become net zero carbon by 2030. Following this declaration, Cabinet resolved in December 2019 to develop a Climate Change Strategy which would set key aims and actions for creating a net zero carbon Council by 2030.</p> <p>The Climate Change Strategy and Action Plan were adopted by Council in February 2022. This Strategy sets the commitment, ambition, actions and milestone targets to reach our net zero carbon goal.</p> <p>In July 2022, the Auditor General published a report titled ‘Public Sector readiness for Net Zero Carbon by 2030’, which looked at decarbonisation actions in 48 public bodies, including all councils.</p> <p>This report found uncertainty that the collective ambition for a net zero public sector by 2030 will be met. The work identified significant, common barriers to progress that public bodies must collectively address to meet the collective ambition.</p> <p>They found that while public bodies are demonstrating commitment to carbon reduction, they must now significantly ramp up their activities, increase collaboration and place decarbonisation at the heart of their day-to-day operations and decisions.</p> <p>In the report, the Auditor General makes the following five calls for action from public bodies:</p> <ul style="list-style-type: none"> <li>• strengthen your leadership and demonstrate your collective responsibility through effective collaboration:</li> <li>• clarify your strategic direction and increase your pace of implementation;</li> <li>• get to grips with the finances you need;</li> <li>• know your skills gaps and increase your capacity; and</li> <li>• improve data quality and monitoring to support your decision making.</li> </ul> <p>Following this, Audit Wales carried out individual audits of each Council’s carbon commitment and action against the findings of their public sector wide report. The evidence base for this work included conversations with officers and reviewing relevant documents. It is not clear who was interviewed as part of this audit - the Climate Change team were not interviewed or aware of the audit taking place.</p> |
| 1.02 | <p>The Audit Wales report (Appendix 1) found that:</p> <p><i>“The Council has a clear vision and strategic support for its approach to decarbonisation and net zero by 2030, articulated in its decarbonisation plan and its corporate priorities and recognises the challenges between its current emissions and achieving net zero by 2030 but developing better data on the cost and carbon impacts of its interventions would support it in the prioritisation of its resources.”</i></p>  |

|      |   |
|------|---|
|      | <p><i>“The Council has a vision for decarbonisation and has stated its ambition of becoming a net zero Council by 2030 within its latest Climate Change Strategy (CCS), which was approved by Cabinet in February 2022. Whilst the CCS sets out the Council’s journey towards net zero, the Council have recognised that these steps on their own will still not be enough to achieve net zero by 2030 and that advances in technology and a significant increase in sequestration will be important areas if the gap is to be bridged. There are clear links between the CCS and two of the Council’s Well Being Objectives and the Sustainable Development principle is being used to support the delivery of the CCS has been defined within the CCS accompanying Integrated Impact Assessment.</i></p>  |
| 1.04 | <p><i>The Council was part of Welsh Government’s pilot for the Net Zero data collection and therefore they have a well-developed understanding of their Carbon footprint and have confidence in their baseline data. In understanding their footprint, the Council have also been able to articulate the gap between current emission and net zero. The Council have told us that they will continue to improve the methods used to calculate their footprint data. Having robust data has enabled the Council to develop its interventions to address the areas with the greatest emissions.</i></p>   |
| 1.05 | <p><i>The CCS includes a detailed Action Plan for each priority area. Supporting this overarching Action Plan are more detailed action plans. The Council have told us that the full financial and Carbon impact of each of these interventions has not been assessed as the estimates would be impacted by changing externalities meaning that they would quickly become out of date.</i></p> <p><i>However, they also confirmed that projects are selected with priority being given to those projects that will have a direct impact on their carbon baseline and in the areas that they consider to have the biggest CO2 impact such as energy efficiency, retrofitting of buildings and transitioning the fleet to become electric. Having a comprehensive understanding of the carbon and cost impacts for each of the projects/interventions within the detailed action plans would improve the Council’s decision making around how it prioritises its interventions.</i></p> |
| 1.06 | <p><i>The Council have established a cross political Programme Board (now Climate Change Committee) to provide governance around its climate change agenda and to monitor progress on its journey towards net zero in its CCS, with scrutiny provided by progress reports to the Environment &amp; Economy Scrutiny Committee. The CCS includes a number of specific targets and milestones for the journey to achieving net zero.</i></p> <p><i>However, the Council recognises that there is more work to do to ensure that reporting and monitoring is integrated in the Council’s performance management process. The Council has also told us that it proposes to use its public facing Climate Change webpages for future public reporting on its annual progress.</i></p>  |
| 1.07 | <p><i>The Council have reported that its CCS has been developed through engagement with Members and Officers, through workshops and training, The Council also ran a public engagement period through October and November 2021 and also engaged with primary and secondary schools. The Council have told us that the feedback from this engagement was</i></p>  |

|      |  |
|------|--|
|      | <i>further developed in internal workshops with each of the portfolio areas across the Council's services and was used to further develop the Strategy.</i>  |
| 1.08 | <p><i>The Council is engaged in several strategic partnerships which will support its ambition towards net zero, such as the development of Parc Adfer waste to energy facility. The Council have also told us that it continues to work closely with the North Wales Economic Ambition Board, the Joint Public Service Board and others in delivering its ambitions around decarbonisation, however also recognised that in particular joint projects with PSB partners are challenging due to the different levels of carbon maturity within partner organisations.</i></p> <p><i>The Council is also part of the North Wales Decarbonisation Officers group where learning is shared and projects such as, procuring a single climate changing training solution, are being developed.</i></p>  |
| 1.09 | <p><i>The Council have told us that they have invested over £2.5 million over the last ten years in its energy programme. It has also been successful at attracting external funding such as the Welsh Governments Optimised Retrofit Fund, which will support retro energy efficiency measures to decarbonise its housing stock.</i></p> <p><i>However, the Council has also stated that finding the resources to deliver its ambition represents both a short and long-term risk and that significant investment will be required if the Council is to achieve its goal of becoming net zero carbon by 2030. The Council recognises that currently the Climate Change Strategy has not been fully resourced, although work is underway to develop more detailed business plans which will estimate the investment required. Once there is a clearer understanding of the financial investments required for the proposed interventions these should be fully reflected in any future Medium Term Financial Strategy."</i></p>  |
| 1.10 | <i>The report details the following recommendation: "In order to meet its net zero ambition, the Council needs to fully cost its action plan and ensure that it is aligned with its Medium-Term Financial Strategy. If the Council does not develop more detailed business plans which will estimate the investment required, it is unlikely to be able to achieve its goal of becoming net zero carbon by 2030."</i>  |
| 1.11 | <p>In terms of ensuring investment is committed within the Council's Medium Term Financial Strategy, within the Capital Programme 2024-25 to 2026-27, a number of schemes are included which address our carbon commitments. Within proposed allocations, the Private Sector Housing Renewal, School building works and Corporate property works commitments all include elements of decarbonisation where assets within properties are not automatically changed like for like but include consideration of low carbon alternatives as part of an ongoing maintenance regime.</p> <p>Within the proposed investment schemes are three projects – Joint Archive Facility, Croes Atti Residential Care Home, and Re:Fit framework. These schemes address the Council's carbon commitments.</p> <p>The joint archive facility and Croes Atti care home have been designed to be net zero carbon in operation (NZCio). This is in line with our climate change strategy's action to 'Design and refurbish buildings for NZCio'.</p> |

|      |   |
|------|---|
|      | <p>The Re:Fit framework is a national procurement framework specifically for energy efficiency and renewable energy works across Public Sector buildings and land assets where the Council has committed £1.5 million investment over 2024-25 and 2025-26. This framework will accelerate the decarbonisation of our building assets while realising energy and cost savings from the energy works.</p> <p>These projects within the Council’s Medium Term Financial Strategy and Capital Programme demonstrate that the Council is forecasting and developing businesses plans for investment towards its net zero goals.</p>  |
| 1.12 | <p>In terms of the requirement for the Council to cost its action plan, Appendix 2 details some of the key actions within the Climate Change Strategy, along with high level financial implications and associated carbon savings. The ‘Buildings’ and ‘Mobility &amp; Transport’ themes cover the Council’s Scope 1 and 2 emissions (with some Scope 3). Currently, industry best practice has focussed on development of tools to effectively cost Scope 1 and Scope 2 emissions.</p> <p>Within the Buildings theme of the CCS, there is a projected target of a 60% reduction in emissions equating to 6,448tCO<sub>2</sub>e by 2030. Emissions within this theme come from the energy used within our building assets – electricity, heating and water. The main actions within this theme to contribute to this reduction are CCBu2 (reviewing and rationalising building assets), CCBu3 (improving energy efficiency within existing Council buildings) and CCBu5 (designing and refurbishing buildings for NZCio).</p> <p>As we do not have a clear and up-to-date picture of our building assets and the measures that can still be taken to decarbonise them, we have had to utilise high-level best practice tools that rely on assumptions around our building’s condition.</p> <p>In order to achieve this reduction there is an estimated capital cost in excess of £66million. This was calculated using best practice assumptions: a 20-30% increase to capital works programmes to design and build to NZCio standard and the utilisation of a high-level costing tool developed by Pembrokeshire County Council.</p> <p>Welsh Government have commissioned AECOM Building condition and energy surveys which will allow us to better understand the current condition of school buildings and the works that can still be undertaken to decarbonise them. This information will inform costing of works needed to further decarbonise these assets.</p> <p>The Council has also committed £1.5million over 2023-25 as part of RE:fit 4 to provide energy efficiency and renewable energy works across its assets. This will realise carbon savings around 892tCO<sub>2</sub>e with a seven year payback.</p> <p>The Council has been investing in energy efficiency works for a number of years reducing carbon emissions from energy use by upto 60% based on a 2009 baseline. Many of these works have been financed through</p> |

|      |   |
|------|---|
|      | <p>SALIX interest free loans and the recycling fund and Prudential borrowing.</p> <p>These works have been developed through robust business cases on an invest to save where energy efficiency and renewable energy investment returns cost savings and income streams.</p> <p>Further potential options include Power Purchase Agreements for renewable energy installations whereby a business agrees to purchase electricity directly from an energy generator instead of purchasing electricity from the grid.</p> <p>With the already committed works there is confidence that a better understanding of financial commitment to decarbonise this theme can be determined.</p>  |
| 1.13 | <p>Within the Mobility &amp; Transport theme of the CCS, there is a projected target of 80% reduction in emissions equating to 5,372tCO<sub>2</sub>e by 2030. Emissions in this theme come from fleet travel, business travel and employee commuting. The main actions within this theme centre around the transition of our fleet to ULEV, investing in EV charging infrastructure both publicly and corporately to facilitate this transition, and the development of a salary sacrifice scheme for employees for a ULEV vehicle.</p> <p>Financial costings within this theme are difficult to determine at this time. The first phase of public EV charging infrastructure was rolled out in 2023 at a cost of £155k. This was funded by the On Street Residential Chargepoint Scheme (ORCS). £42k has been secured from WG for a feasibility study for Phase 2 which will advise on further potential investment.</p> <p>Costs associated with the transition of Council fleet to ULEV is also unclear. The Council does not own its fleet vehicles through the fleet lease contract, however there would be a premium on the lease contract costs to facilitate such a transition.</p> <p>Further costs exist with the provision and installation of EV charging infrastructure at corporate locations to facilitate this transition with the associated drawbacks such as the estimated cost of upgrading the grid capacity at Alltami depot to accommodate charging facilities.</p> <p>A feasibility study has been commissioned on the corporate estate to determine next steps with future service and aspirations including ULEV transition.</p> <p>With the already committed works there is confidence that a better understanding of financial commitment to decarbonise this theme can be determined.</p> |
| 1.14 | <p>It should be noted that every public sector body is experiencing the same difficulty with costing climate actions. As was detailed within our own Climate Change Strategy, this is due to a number of factors: the volatile financial climate, the changing energy prices, lack of ability or understanding to apply financials to non-quantitative factors (such as behaviour change), and an ever evolving and developing industry where</p>   |

|      |  |
|------|--|
|      | <p>we do not currently have all of the answers to mitigate our climate impacts.</p> <p>The Council continues to network within the Public, Private and Third sectors in order to keep abreast of good practice and developments both in terms of methodologies and technologies.</p> <p>The Council has a demonstrable track record of taking innovative action to achieve its long term goals for example, investment in large scale renewables, working with Universities to pilot research programmes, and collaborating with other public sector bodies to achieve shared outcomes. The Council will continue to do this in achieving its ambitious net zero goals.</p>  |
| 1.14 | <p>While we have made some progress in understanding the carbon savings and financial costings of key actions within the Strategy, there is still a way to go with refining these figures.</p> <p>Ascertaining baselines for the Council’s building assets will provide valuable insight into further feasible works that can be completed to decarbonise these assets, and the scheduled feasibility studies for EV charging infrastructure and the corporate estate will also provide detail on the direction the Council can take and what the financial implications of these will be.</p>   |
| 1.15 | <p>In the June 2023 WLGA pan-Wales Climate Change Officers’ Group meeting, Local Partnerships (LP) presented a tool ‘Scenario Planning for Net Zero’.</p> <p>This tool seeks to aid local authorities in determining costs associated with decarbonising Scope 1 and 2 emissions. This tool was developed within public sector England and Cardiff Council. The tool plots several scenarios including specific decarbonisation interventions and a BAU pathway. The feedback from the group was that this tool would be very beneficial to Local Authorities in assisting with the costing of their climate action plans in line with Audit Wales’ recommendations. WLGA are developing a business case to request assistance from WG in the procurement of this tool for the use of Welsh Local Authorities. This is a tool that the Council will look to utilise to further cost its Climate Action Plan.</p> |

|             |   |
|-------------|---|
| <b>2.00</b> | <b>RESOURCE IMPLICATIONS</b>  |
| 2.01        | <p>Capital investment is required to realise these actions, however the Council has a history of both invest to save, and utilising external funding streams to realise the aims around decarbonisation. The Council continues to ensure it is appraised with available external funding opportunities, and adopts collaborative working to reduce costs where possible.</p> <p>Revenue resource will also be required to manage and implement some of these interventions. Compared to neighbouring authorities, the Council has limited dedicated resource for the programme, and officers’ ability to lead on projects alongside their usual roles may be unsustainable and risk the progress of programme delivery.</p> |

|  |  |
|--|--|
|  | Business cases will continue to be developed for projects on an as and when basis. |
|--|--|

|             |  |   |
|-------------|--|---|
| <b>3.00</b> | <b>IMPACT ASSESSMENT AND RISK MANAGEMENT</b>                       |   |
| 3.01        | <b>Ways of Working (Sustainable Development) Principles Impact</b> |   |
|             | Long-term  | <p>Positive: Decarbonisation of the Council’s activities and services will require long term planning and a long term vision to ensure systems and services are fit for purpose as the climate changes as well as reducing the impact of harmful climate change through mitigation.</p> <p>Decarbonisation activities such as planting trees and developing renewable energy will have long lasting impacts over tens to hundreds of years. These activities also contribute to the climate change targets set by Welsh Government particularly Wales generating 70% of its electricity demand from renewable energy by 2030 and becoming a net zero carbon nation by 2050.</p> |
|             | Prevention   | <p>Positive: In order to avoid the harmful effects of climate change it is necessary for the Council to reduce its carbon emissions and increase the amount of carbon sequestered in its land assets. Carbon emissions caused by human activities are the main cause of climate change.</p> <p>Mitigating climate change will help to reduce impacts such as extreme weather causing flooding / extreme heat, loss of wildlife and habitats, increased pests and diseases, etc.</p> <p>Adapting to the impacts of climate change now will improve sustainability of our communities as the climate changes.</p>   |
|             | Integration  | <p>Positive: Becoming net zero carbon integrates with the following priorities under the Council Plan; Green Council, Ambitious Council and Supportive Council. It integrates with the public service board objectives in the Environment priority of the Wellbeing Plan as well as the Smart Access to Energy project in the North Wales Growth Deal. It also integrates with the Environment (Wales) Act 2016 and Welsh Government’s decarbonisation of the public sector agenda.</p>   |



|                                |  |
|--------------------------------|--|
| Collaboration                  | <p>Positive: The climate change programme offers multiple opportunities to work collaboratively both internally and externally – and this collaboration will determine the success of the programme. Collaboration with the following groups is needed to ensure decarbonisation is integrated into everything that the Council and the wider region does and plans for:</p> <ul style="list-style-type: none"> <li>- Welsh Government</li> <li>- Other public sector organisations such as local authorities, NRW, health boards, universities.</li> <li>- Private sector</li> <li>- Regional groups such as the North Wales Economic Ambition Board</li> <li>- Local Town and County Councillors</li> <li>- the local communities</li> </ul> |
| Involvement                    | <p>Positive: If decarbonisation is to succeed and harmful climate change is to be avoided then everyone at a professional and personal level will need to be involved</p>  |
| <b>Well-being Goals Impact</b> |  |
| Prosperous Wales               | <p>Positive: Reducing the Council's carbon emissions should enable strategic investment in projects and ways of working that could deliver savings or generate new income streams, therefore supporting delivery of local services. It should also facilitate the development of the low carbon economy through infrastructure projects, sustained tree planting, land management etc which can support local businesses and communities.</p>  |
| Resilient Wales                | <p>Positive: Decarbonisation of the Council's activities and services will promote resilience through actions such as: investment in renewable energy infrastructure which helps to reduce reliance on imports from across Europe and the World and the associated price fluctuations, and increasing ecological resilience through enhancing biodiversity particularly on land with low ecological value. By planning for climate change adaptation the Council's services and its communities will also be resilient.</p>  |
| Healthier Wales                | <p>Positive: Decarbonisation requires a shift to active travel, investment in green</p>  |

|      |  |  |
|------|--|--|
|      |  | infrastructure, support for local and sustainable food sources, and development of renewable energy which are likely to promote healthier lifestyles, improved wellbeing and reduced health impacts from poor air quality. |
|      | More equal Wales   | Neutral; No impact identified  |
|      | Cohesive Wales   | Neutral; No impact identified  |
|      | Vibrant Wales  | Neutral; No impact identified  |
|      | Globally responsible Wales   | Positive: Reducing the Council's carbon emissions to net zero helps to mitigate climate change and therefore contributes to the achievement of Welsh Government, UK Government and international climate goals.            |
| 3.02 | Not anticipated to be any negative anti-poverty, equalities or environmental impacts of the scheme.  |  |
| 3.03 | <p><b>The Council's Well-being Objectives</b></p> <p>Decarbonisation of the Council's activities will support the Green Council objective with a key impact of reducing carbon emissions mitigating climate change, for example, through the development of alternative and renewable energy production, promoting active travel, shifting to electric fleet vehicles, engaging with the supply chain and promoting a low carbon economy through the goods and services purchased.</p> <p>It can also contribute towards the success of other Council Wellbeing objectives such as 'An Ambitious Council' and 'A Caring Council' through providing local job creation and apprenticeships and therefore potentially reducing poverty through maximising residents' income and employability.</p> |  |

|             |   |
|-------------|---|
| <b>4.00</b> | <b>CONSULTATIONS REQUIRED/CARRIED OUT</b> |
| 4.01        |   |

|             |  |
|-------------|--|
| <b>5.00</b> | <b>APPENDICES</b>  |
| 5.01        | <p>Appendix 1 – Audit Wales Assurance &amp; Risk Assessment Review</p> <p>Appendix 2 – Cost and carbon estimates for key climate change strategy actions</p> |

|             |  |
|-------------|--|
| <b>6.00</b> | <b>LIST OF ACCESSIBLE BACKGROUND DOCUMENTS</b> |
|-------------|--|

|      |   |
|------|---|
| 6.01 | Audit Wales report – ‘Public sector readiness for net zero carbon by 2030’<br><a href="https://www.audit.wales/publication/public-sector-readiness-net-zero-carbon-2030">https://www.audit.wales/publication/public-sector-readiness-net-zero-carbon-2030</a> |
|------|---|

|             |                                |
|-------------|--------------------------------|
| <b>7.00</b> | <b>CONTACT OFFICER DETAILS</b> |
|-------------|--------------------------------|

|      |   |
|------|---|
| 7.01 | <b>Contact Officer: Alex Ellis – Programme Manager</b><br><b>Telephone:</b> 01352 703110<br><b>E-mail:</b> <a href="mailto:alex.ellis@flintshire.gov.uk">alex.ellis@flintshire.gov.uk</a> |
|------|---|

|             |                          |
|-------------|--------------------------|
| <b>8.00</b> | <b>GLOSSARY OF TERMS</b> |
|-------------|--------------------------|

|  |   |
|--|---|
|  | <p>BAU – Business As Usual</p> <p>Carbon emissions - Used interchangeably with greenhouse gas emissions; meaning emissions of carbon dioxide, methane etc from human and natural activities and sources. Wider greenhouse gas emissions are collectively calculated into a ‘carbon dioxide equivalent’ displayed as CO<sub>2</sub>e.</p> <p>CCS – Climate Change Strategy</p> <p>CO<sub>2</sub> – Carbon dioxide</p> <p>Decarbonisation - Reducing and ultimately eliminating carbon dioxide and other greenhouse gas emissions.</p> <p>EV – Electric Vehicle</p> <p>IEA – International Energy Agency</p> <p>LP – Local Partnerships</p> <p>NZC – Net Zero Carbon – balancing carbon emissions with carbon removal or eliminating carbon emissions altogether.</p> <p>NZCio – Net Zero Carbon in operation</p> <p>ORCS – On-street Residential Chargepoint Scheme provided by Office for Zero Emissions Vehicles (OZEV)</p> <p>RE:fit 4 – National procurement framework managed by Local Partnerships to facilitate energy efficiency and renewable energy works within Public Sector assets</p> <p>Scope 1 – Greenhouse gas emissions that the organisation makes directly – for example burning fossil fuels for heating for buildings and petrol/diesel vehicles</p> |
|--|---|

|  |
|--|
| <p>Scope 2 – Greenhouse gas emissions that the organisation makes indirectly – for example electricity usage</p> <p>Scope 3 – Greenhouse gas emissions that are the result of activities from assets not owned or controlled by the organisation, but that the organisation indirectly affects in its value chain</p> <p>tCO<sub>2</sub>e – Tonnes of carbon dioxide equivalent</p> <p>ULEV – Ultra Low Emissions Vehicles</p> <p>WG – Welsh Government</p> <p>WLGA – Welsh Local Government Association</p> |
|--|

## Assurance and Risk Assessment Review – Flintshire County Council

Audit year: 2021-22

Date issued: July 2023

Document reference: 3553A2022

This document has been prepared as part of work performed in accordance with Section 17 of the Public Audit (Wales) Act 2004 and Section 15 of the Well-being of Future Generations (Wales) Act 2015.

No responsibility is taken by the Auditor General or the staff of Audit Wales in relation to any member, director, officer or other employee in their individual capacity, or to any third party.

In the event of receiving a request for information to which this document may be relevant, attention is drawn to the Code of Practice issued under section 45 of the Freedom of Information Act 2000. The section 45 Code sets out the practice in the handling of requests that is expected of public authorities, including consultation with relevant third parties. In relation to this document, the Auditor General for Wales and Audit Wales are relevant third parties. Any enquiries regarding disclosure or re-use of this document should be sent to Audit Wales at [info.officer@audit.wales](mailto:info.officer@audit.wales).

We welcome correspondence and telephone calls in Welsh and English. Corresponding in Welsh will not lead to delay. Rydym yn croesawu gohebiaeth a galwadau ffôn yn Gymraeg a Saesneg. Ni fydd gohebu yn Gymraeg yn arwain at oedi.

Mae'r ddogfen hon hefyd ar gael yn Gymraeg. This document is also available in Welsh.

# Contents

|   |   |
|---|---|
| What we reviewed and why  | 4 |
| Implications of the Local Government and Elections (Wales) Act 2021 | 5 |
| Carbon reduction plans  | 6 |

## What we reviewed and why

- 1 We undertook this project to identify the level of audit assurance and/or where further audit work may be required in future years in relation to risks to the Council putting in place proper arrangements to secure value for money in the use of resources. This project also helped us to assess the extent to which the Council is applying the sustainable development principle in taking steps to meet its well-being objectives.
- 2 This report summarises our findings in the areas where we have undertaken more detailed Assurance and Risk Assessment work. We will also produce an Annual Audit Summary in Spring 2023 that will summarise all of our audit work undertaken since our last Annual Audit Summary in January 2022.
- 3 We focused in particular on the following areas at the Council:
  - Implications of the Local Government and Elections (Wales) Act 2021 including self-assessment arrangements
  - Carbon reduction plans
- 4 Our evidence base for this work included conversations with officers and reviewing relevant documents.
- 5 The Assurance and Risk Assessment project has been ongoing throughout the year. We held a workshop with the Council officers in February 2023 at which we shared emerging findings in relation to some aspects of this work. We also used the workshop to gather the perspectives of senior managers on the key audit risks in relation to the Council and to inform our forward planning.



## Implications of the Local Government and Elections (Wales) Act 2021

### **The Council is putting in place arrangements to assure itself that it is meeting the requirements of the Local Government and Elections (Wales) Act 2021**

- 6 We reviewed the arrangements the Council is putting in place to respond to the Local Government and Elections (Wales) Act 2021 (the 2021 Act).
- 7 The 2021 Act requires councils to keep performance under review and consult and report on performance through a self-assessment. Councils must publish a self-assessment of their performance for each financial year. During 2021-22 the Council has taken forward actions to implement the self-assessment duties. The Council published its first self-assessment report in November 2022. This was following consideration of the draft report by Council, scrutiny committee workshops and Governance and Audit Committee (GAC).
- 8 The Council plans to discharge its consultation duty under the 2021 Act through existing mechanisms of engagement with the trade unions, businesses in the local area, residents and Council staff.
- 9 The Council has updated the GAC's Terms of Reference to reflect the 2021 Act. The GAC's membership is in accordance with the 2021 Act, with one third of the committee being lay persons. Recruitment of the lay persons was completed on time and observation by Audit Wales staff of Flintshire GAC meetings during 2022 indicates that the new arrangements appear to be working satisfactorily and meetings are consistently well chaired. The lay persons, along with elected councillors who are GAC members, have received introductory training on their role.

## Carbon reduction plans

### Context

- 10 In July 2022, the Auditor General published Public Sector readiness for Net Zero Carbon by 2030<sup>1</sup>, which looked at decarbonisation actions in 48 public bodies, including all councils. This report found uncertainty that the collective ambition for a net zero public sector by 2030 will be met. Our work identified significant, common barriers to progress that public bodies must collectively address to meet the collective ambition. We found that while public bodies are demonstrating commitment to carbon reduction, they must now significantly ramp up their activities, increase collaboration and place decarbonisation at the heart of their day-to-day operations and decisions.
- 11 In the report, the Auditor General makes the following five calls for action from public bodies:
- strengthen your leadership and demonstrate your collective responsibility through effective collaboration;
  - clarify your strategic direction and increase your pace of implementation;
  - get to grips with the finances you need;
  - know your skills gaps and increase your capacity; and
  - improve data quality and monitoring to support your decision making.
- 12 The following paragraphs set out the findings of our local audit work on the Council's decarbonisation action plan. These findings sit within the wider context of the Auditor General's July 2022 report. That report calls for increased pace and stronger leadership across Wales in reducing carbon emissions.

<sup>1</sup> [Audit Wales, Uncertainty that the ambition for a net zero public sector will be met, according to Auditor General, July 2022.](#)

**The Council has a clear vision and strategic support for its approach to decarbonisation and net zero by 2030, articulated in its decarbonisation plan and its corporate priorities and recognises the challenges between its current emissions and achieving net zero by 2030 but developing better data on the cost and carbon impacts of its interventions would support it in the prioritisation of its resources.**

- 13 The Council has a vision for decarbonisation and has stated its ambition of becoming a net zero Council by 2030 within its latest Climate Change Strategy (CCS), which was approved by Cabinet in February 2022. Whilst the CCS sets out the Council's journey towards net zero, the Council have recognised that these steps on their own will still not be enough to achieve net zero by 2030 and that advances in technology and a significant increase in sequestration will be important areas if the gap is to be bridged. There are clear links between the CCS and two of the Council's Well Being Objectives and the Sustainable Development principle is being used to support the delivery of the CCS has been defined within the CCS accompanying Integrated Impact Assessment.
- 14 The Council was part of Welsh Government's pilot for the Net Zero data collection and therefore they have a well-developed understanding of their Carbon footprint and have confidence in their baseline data. In understanding their footprint, the Council have also been able to articulate the gap between current emission and net zero. The Council have told us that they will continuing to improve the methods used to calculate their footprint data. Having robust data has enabled the Council to develop its interventions to address the areas with the greatest emissions.
- 15 The Council has estimated the cost of reaching net zero by 2030, which exceeds £22m and recognised that funding for this has not yet been identified and this represents a barrier to meeting this target.
- 16 The CCS includes a detailed Action Plan for each priority area. Supporting this overarching Action Plan are more detailed action plans. The Council have told us that the full financial and Carbon impact of each of these interventions has not been assessed as the estimates would be impacted by changing externalities meaning that they would quickly become out of date. However, they also confirmed that projects are selected with priority being given to those projects that will have a direct impact on their carbon baseline and in the areas that they consider to have the biggest CO2 impact such as energy efficiency retrofitting of buildings and transitioning the fleet to become electric. Having a comprehensive understanding of the carbon and cost impacts for each of the projects/interventions within the detailed action plans would improve the Council's decision making around how its prioritises its interventions.
- 17 The Council have established a cross political Programme Board (now Climate Change Committee) to provide governance around its climate change agenda and

it has clearly articulated how it proposes to provide governance and to monitor progress on its journey towards net zero in its CCS, with scrutiny provided by progress reports to the Environment & Economy Scrutiny Committee. The CCS includes a number of specific targets and milestones for the journey to achieving net zero. However, the Council recognises that there is more work to do to ensure that reporting and monitoring is integrated in the Council's performance management process. The Council has also told us that it proposes to use its public facing Climate Change webpages for future public reporting on its annual progress.

- 18 The Council have reported that its CCS has been developed through engagement with Members, Officers, through workshops and training, The Council also ran a public engagement period through October and November 2021 and also engaged with primary and secondary schools. The Council have told us that the feedback from this engagement was further developed in internal workshops with each of the portfolio areas across the Council's services and was used to further develop the Strategy.
- 19 The Council is engaged in several strategic partnerships which will support its ambition towards net zero, such as the development of Parc Adfer waste to energy facility. The Council have also told us that it continues to work closely with the North Wales Economic Ambition Board, the Joint Public Service Board and others in delivering its ambitions around decarbonisation, however also recognised that in particular joint projects with PSB partners are challenging due to the different levels of carbon maturity within partner organisations. The Council is also part of the North Wales Decarbonisation Officers group where learning is shared and projects such as, procuring a single climate changing training solution, are being developed.
- 20 The Council have told us that they have invested over £2.5 million over the last ten years in its energy programme. It has also been successful at attracting external funding such as the Welsh Government's Optimised RetroFit2 fund, which will support retro energy efficiency measures to decarbonise its housing stock. However, the Council has also stated that finding the resources to deliver its ambition represents both a short and long-term risk and that significant investment will be required if the Council is to achieve its goal of becoming net zero carbon by 2030. The Council recognises that currently the Climate Change Strategy has not been fully resourced, although work is underway to develop more detailed business plans which will estimate the investment required. Once there is a clearer understanding of the financial investments required for the proposed interventions these should be fully reflected in any future Medium Term Financial Strategy.

## Recommendations

### Exhibit 1: recommendations

The table below sets out the recommendations that we have identified following this review.

| Recommendations |   |
|-----------------|---|
| R1              | In order to meet its net zero ambition, the Council needs to fully cost its action plan and ensure that it is aligned with its Medium-Term Financial Strategy. If the Council does not develop more detailed business plans which will estimate the investment required, it is unlikely to be able to achieve its goal of becoming net zero carbon by 2030. |



Audit Wales

1 Capital Quarter

Cardiff CF10 4BZ

Tel: 029 2032 0500

Fax: 029 2032 0600

Textphone: 029 2032 0660

E-mail: [info@audit.wales](mailto:info@audit.wales)

Website: [www.audit.wales](http://www.audit.wales)

We welcome correspondence and telephone calls in Welsh and English.  
Rydym yn croesawu gohebiaeth a galwadau ffôn yn Gymraeg a Saesneg.

Estimated costings and carbon savings for key Climate Change strategy actions

| <b>Buildings theme</b>  |  | <b>Projected reduction based on actions within plan</b> | <b>Balance of tCO2e after actions</b>  | <b>Current emissions (2022-23)</b>   | <b>Cost</b>             |
|---|--|---|--|--|-------------------------|
| To reduce carbon emissions from Council non-domestic buildings by 60% by 2030 |  | 6,448 (60% of 10,747tCO2e baseline)                     | 4,298  | 7,828  | In excess of £66million |
| <b>Ref</b>  | <b>Activity</b>  | <b>Timetable</b>  | <b>Projected costs (£)</b>   | <b>tCO2e savings</b>   |                         |
| CCBu2   | Review and rationalise building assets                       | Short - Medium  | Relocation costs with potential income from disposal                                   | 533 from disposal of a large office space such as County Hall  |                         |
| CCBu3   | Improve energy efficiency within existing Council buildings  | Short - Medium  | Current RE:fit investment of £1.5mill, plus high level calculation £66mill.            | 6,448 based on 60% of baseline   |                         |
| CCBu5   | Design and refurbish buildings for net zero carbon operation | Short - Medium  | Typically adds 20-30% increase in total cost to meet NZCio standard from design stage. | 341 based on current new builds Ysgol Mynydd Isa, Ysgol Croes Atti & Croes Atti care home achieving NZCio. |                         |

| <b>Mobility &amp; Transport theme</b>  |   | <b>Projected reduction based on actions within plan</b> | <b>Balance of tCO2e after actions</b>  | <b>Current tCO2e (2022-23)</b>   | <b>Cost</b>            |
|--|---|---|--|--|------------------------|
| To reduce carbon emissions from fleet travel, business travel and staff commuting by 80% by 2030 |   | 5,372 (80% of 6,716tCO2e baseline)                      | 1,343  | 5,517  | In excess of £1million |
| <b>Ref</b>   | <b>Activity</b>   | <b>Timetable</b>  | <b>Projected costs (£)</b>   | <b>tCO2e savings</b>   |                        |
| CCM2   | Continue to implement and develop agile working practices to reduce employee journeys and utilise virtual meetings. | Short - Medium  | Potential set up costs for staff salary sacrifice scheme.  | 120 based on potential of staff interested in salary sacrifice scheme for ULEV and using this vehicle for business travel. |                        |
| CCM3   | Ensure vehicle charging points are available at key areas across the county   | Short – Medium  | First phase completed at cost of £155k (fully funded by ORCS grant). WGES report Apr 2021 estimates £333k excluding installation costs for corporate charging facilities. Plus costs to upgrade grid capacity. | Facilitates CCM2, 4, 5 & 6.  |                        |
| CCM4 – 6   | Transition of fleet to electric and alternative low carbon fuels  | Medium - Long   | Undetermined. Transition adds a premium onto existing fleet contract. ULEV HGVs in region of £200k each to purchase.   | 2,475 based on emissions from bunkered fuel and fuel cards.  |                        |
| CCM9   | Promote and launch a managed salary sacrifice scheme for low and ultra-low emission vehicles.                       | Short – Medium  | Potential set up costs for staff salary sacrifice scheme.  | 520 based on potential of staff interested in salary sacrifice scheme and using this vehicle for employee commuting.       |                        |





## ENVIRONMENT AND ECONOMY OVERVIEW AND SCRUTINY

|                        |   |
|------------------------|---|
| <b>Date of Meeting</b> | Tuesday, 5 <sup>th</sup> March 2024   |
| <b>Report Subject</b>  | Local Toilet Strategy Review 2024   |
| <b>Cabinet Member</b>  | Deputy Leader of the Council and Cabinet Member for Streetscene and Regional Transport Strategy |
| <b>Report Author</b>   | Chief Officer - Streetscene & Transportation  |
| <b>Type of Report</b>  | Strategic   |

### EXECUTIVE SUMMARY

In July 2017, the Public Health (Wales) Act 2017 received Royal Assent, bringing together a range of practical actions for improving and protecting health. Part 8 of the Act includes Provision of Toilets and introduces new responsibilities for Local Authorities to provide Local Toilet Strategies.

To deliver a strategic approach to the provision of toilets across Wales, the Public Health (Wales) Act 2017 requires Local Authorities to assess local needs and facilities, and to publish a Local Toilet Strategy for its area.

Flintshire's current Local Toilet Strategy was approved and published in May 2019. National guidelines state that the policy should be reviewed every two years from when the Local Authority last published or last reviewed its Strategy, and within one year of every ordinary Local Government election.

At the Environment & Economy Overview & Scrutiny Committee (E&EOSC) on 7<sup>th</sup> March 2023 members supported the proposed review to the Local Toilet Strategy and approved the intended approach set out in the report. The purpose of this report is to provide Cabinet members with an update following the formal 12-week consultation on the revised Local Toilet Strategy.

The new strategy aims to reflect the ambition of the Council's Leadership to provide improved facilities for the residents and visitors of Flintshire within the period of the new strategy.

### RECOMMENDATIONS

|   |  |
|---|--|
| 1 | That Scrutiny acknowledges the work done to date on the results from the Local Toilet Strategy questionnaire and 12-week consultation. |
| 2 | That Scrutiny supports the new revised Flintshire County Council Local Toilet Strategy 2024 and renewed action plan included within.   |

## **REPORT DETAILS**

|             |   |
|-------------|---|
| <b>1.00</b> | <b>EXPLAINING THE BACKGROUND TO THE LOCAL TOILET STRATEGY REVIEW</b>  |
| 1.01        | <p>The Public Health (Wales) Act 2017 ('the Act') received Royal Assent on the 3 July 2017. The Act brings together a range of practical actions for improving and protecting health. Part 8 of the Act introduces provision of toilets and specifically Local Toilet Strategies. The aim of Part 8 is to ensure each Local Authority (LA) in Wales assesses the needs of its community in relation to toilets, and then takes a strategic and transparent approach to best meet that need.</p>   |
| 1.02        | <p>To achieve this, the Act places a duty on each LA in Wales to prepare and publish a Local Toilets Strategy for its area. The Act provides that a Strategy must include an assessment of the community's need for toilets, including changing facilities for babies and changing places facilities for people with disabilities. The Strategy must also provide details of how the LA proposes to meet the identified need. There is no requirement for the Strategies to be presented to the Welsh Government for approval, as the Strategies should be subject to LAs' existing scrutiny structures and public scrutiny.</p>  |
| 1.03        | <p>The duty to prepare a Local Toilet Strategy does not require LAs to provide and maintain public toilets directly nor are they required to provide additional dedicated facilities. Local Authorities must, however, take a strategic view on how facilities can be provided and accessed by the local population, taking account of such things as location, accessibility, facilities, frequency of use and quality of existing sites, as well as determining whether additional or fewer sites are required by their local population.</p> <p>The legislation published by Welsh Government has no funding for additional provisions attached to it. The aim of Part 8 of the Public Health (Wales) Act 2017 is to encourage a broader consideration of options available for providing toilets for public use including traditional stand-alone toilets as well as those in private ownership. It is intended to help address the current challenges faced by Local Authorities in continuing to sustain provision during times of substantial financial pressures.</p> |
| 1.04        | <p>It was agreed in the Streetscene &amp; Transportation Programme Board in October 2022 that this review should show more ambition towards the standard of facilities that we provide, and it was agreed that the Environment &amp; Economy Overview &amp; Scrutiny Committee should be part of the consultation process which took place in March 2023.</p> <p>It was also agreed that public consultation should be undertaken through public questionnaire and Equalities and Environmental Impact Assessments. The information gathered and analysis has informed a full review of the Strategy which includes a renewed 4-year action plan (Appendix 1). This has been prepared prior to adoption of the new Local Toilet Strategy and once approved this will be corporately branded and published to our webpages.</p>  |
| 1.05        | <p>The Public Conveniences questionnaire was launched in June 2023 based around the current facilities in Holywell, Mold and Talacre which closed with 687 responses from individuals and a number of public interest groups.</p>   |

|      |   |
|------|---|
| 1.06 | Analysis of the original survey results from the summer of 2023 have provided the Council with a good insight of the issues experienced by members of the public. These results highlight the improvements required and have given direction for the revised Local Toilet Strategy, which aligns with the Council's commitment to being more ambitious in this area.  |
| 1.07 | <p>The analysis of the results highlighted the following concerns and feedback–</p> <ul style="list-style-type: none"> <li>• Over 60% of responses are not aware of the facilities in Holywell and Talacre</li> <li>• 90% said the locations are poorly advertised / signed on site</li> <li>• 50% of responses do not feel safe when using the facilities</li> <li>• 90% say they are inadequate for people with disabilities</li> <li>• Over 90% say they are inadequate changing facilities for babies and young children</li> <li>• Only 30% of people said the cleanliness is good</li> <li>• 85% of the responses agreed to the introduction of environmentally friendly features</li> </ul>  |
| 1.08 | To capture the available facilities and the demand in an objective way, a needs assessment was completed in 2019. This needs assessment has been revisited and updated within the Strategy and is an integral part of the considerations and direction of the new Local Toilet Strategy through its revised Action Plan.  |
| 1.09 | <p>The previous 2019 Strategy had a 12-point action plan, many of the intentions were adversely affected through the pandemic period. It should also be noted that the structural condition of the facilities provided in both Talacre and Holywell have deteriorated considerably recently and are in dire need of capital investment to repair and upgrade them.</p> <p>The current annual budget for Public Conveniences is £77k and this financial year we are forecasting a period 12 outturn of £100k. This increase is due to repairs to deterioration of the facilities and ongoing maintenance to ensure they are kept usable and safe. Throughout the year Mold, Holywell and Talacre have suffered from vandalism which contributes to the additional pressure on the budget. Recently upgraded facilities provided in Mold resulted in significant local criticism following their introduction and are seen as insufficient on the grounds of DDA and “Changing Places” specification.</p> |
| 1.10 | The new Strategy will therefore look to raise the condition and standard of the facilities across the county over the next 4-5 years. Through this Strategy, we aim to provide accessible, clean toilets in the most appropriate locations. We also aim to secure the future of current provision as well as looking at ways to increase the number of public toilets available and improving access to all groups of people. The new more ambitious Local Toilet Strategy and action plan will require capital investment for implementation over a 4-year period from adoption.   |
| 1.11 | The 12-week public consultation was published between 29th September 2023 - 22nd December 2023 on the front page of the Flintshire website, links were tweeted out via the FCC X page (formerly Twitter), issued out with Gov Delivery bulletins, and reminder emails were sent out to both Town and Community Councils and public interest groups on the 06/12/23 which included a link to the consultation. Details are included within Appendix 2 (attached). This resulted in only one response that related to toilets not owned by the Council. No  |

|      |  |
|------|--|
|      | amendment has been made to the draft Strategy that was consulted on being put forward for approval.  |
| 1.12 | <p>The provision of local toilets for public use is not a statutory requirement of LAs in Wales. Standalone toilet facilities in isolated locations have a history of attracting anti-social behaviour and a high level of vandalism. Due to unprecedented financial cutbacks within Local Government, this strategy aims to mitigate potential impacts by exploring the possibilities of making toilets in other Council owned buildings available for public use and to work with the private sector to help promote their facilities.</p> <p>It is recognised that the implementation of the previous Strategy was affected by the global pandemic and a number of the public interest groups have contacted the Council's Leadership on several occasions to challenge the current provisions and support improved facilities.</p> |
| 1.13 | <p>The Flintshire County Council Local Toilet Strategy 2024 including the revised action plan set out the following ambitions:</p> <ol style="list-style-type: none"> <li>1. Capital investment to improve facilities offered over the next 4-5 years;</li> <li>2. Improved availability of changing places across the county;</li> <li>3. Consideration of water usage/rainwater harvesting, in line with the climate change action plan and strategy for the Council;</li> <li>4. Review of the existing contractual arrangements / procurement;</li> <li>5. Consideration of community asset transfer, where appropriate and feasible</li> </ol>  |
| 1.14 | Flintshire County Council may review its Strategy at any time, following which it must publish a statement of the steps that it has taken in accordance with the strategy. If, following a review, the Council decided to revise the Strategy, it is required to publish the revised Strategy and then prepare an interim progress report covering the two-year period commencing from the date of publication.  |

|             |   |
|-------------|---|
| <b>2.00</b> | <b>RESOURCE IMPLICATIONS</b>  |
| 2.01        | <p>Flintshire County Council is committed to sustainability in its own operations as well as across the county more widely through climate change and carbon reduction.</p> <p><b>Revenue:</b> The portfolio currently has £89k revenue budget available for maintaining the existing public conveniences and any additional provision will need to take into account the impact on future revenue budgets for the ongoing cleaning, maintenance and repairs. The current national and local financial position is under increasing pressure and there is little prospect of the portfolio being able to allocate any substantial increase in revenue funding to this non-statutory service provision; consequently, the ongoing impacts of budget reductions will continue to impose a downward pressure on revenue budgets. When planning the future provision of local toilets, we have to consider the current financial constraints on the service area as well as ongoing future budget reductions. Cleaning and maintenance operations and standards will need to be reviewed on a periodic basis to ensure the most efficient and effective provision within allocated resources.</p> |

|  |   |
|--|---|
|  | <p><b>Capital:</b> There may be implications for the approved capital programme for 2025-2026 and future financial years. The existing toilet facilities are in old structures or standalone facilities, which can make them difficult to maintain and they are in need of significant capital investment, which is limited. Additionally, the Public Health (Wales) Act 2017, as published by Welsh Government, has no funding opportunities for LAs to utilise or additional provisions attached to it.</p> <p>Unfortunately, public toilets can also become a magnet for anti-social behaviour such as drug taking and vandalism, which can impact the provision and cause considerable damage. Any capital or revenue commitment will need to be supported through a business case approach, taking account of full costs and possible income sources.</p> <p><b>Human Resources:</b> considerations will need be required with regards to the current cleansing contractor and the possibilities of the TUPE regulations and the potential opportunities for the cleansing operations to be incorporated with NEWYDD</p> |
|--|---|

|             |  |  |           |   |
|-------------|--|--|-----------|---|
| <b>3.00</b> | <b>IMPACT ASSESSMENT AND RISK MANAGEMENT</b>   |  |           |   |
| 3.01        | <p>A full integrated impact assessment will be required as part of the review of the Local Toilet Strategy. This Strategy, and the outcome of the review, is expected to have a positive differential impact on all protected characteristics.</p> <p>Toilets for public use matter to everybody outside the home environment, whatever the reason, and they remain a sensitive and high-profile concern. Toilets are, however, even more important to certain groups within society, including older people, people with disabilities, people with particular needs (including certain medical problems), women, children and young people and their families.</p> <p>These groups can be disproportionately affected by poor provision of toilets; for example, poor provision is understood to have particular negative impacts on older people, as some may be less likely to leave their homes without having confidence that adequate facilities will be available to them. This can contribute to increased social isolation and inactivity, as well as affecting people’s ability to maintain independence and dignity in later life. When considering toilet provision in Flintshire, we also need to consider local people and visitors alike.</p> <p>The strategy is aimed to increase the identifiable / publicly available toilet facilities across the city; meaning, a reduction in individuals needing to travel extensive distances to public conveniences and identify accessible and age permissible / suitable facilities.</p> <p><b>Ways of Working (Sustainable Development) Principles Impact</b></p> <table border="1" style="width: 100%;"> <tr> <td style="width: 30%;">Long-term</td> <td><b>Positive</b> - The strategy aims to mitigate potential impacts by making toilets in more facilities identifiable and available for public use, and to work with the private sector to help promote their facilities.</td> </tr> </table> |  | Long-term | <b>Positive</b> - The strategy aims to mitigate potential impacts by making toilets in more facilities identifiable and available for public use, and to work with the private sector to help promote their facilities. |
| Long-term   | <b>Positive</b> - The strategy aims to mitigate potential impacts by making toilets in more facilities identifiable and available for public use, and to work with the private sector to help promote their facilities.  |  |           |   |

|               |   |
|---------------|---|
| Prevention    | <b>Positive</b> – The provision of and access to toilets is an issue that affects public health. Accessible, clean toilets that are well located in places such as town centres, parks and near public transport hubs or active travel routes (for cycling and walking) can help encourage people to socialise take exercise and stay more physically active. This has clear health and economic benefits. Conversely, a lack of adequate toilet facilities can impact on a person’s physical and mental health, as well as affecting the wider environmental health of the population. |
| Integration   | <b>Positive</b> - The review of the Strategy will need to integrate with other existing strategies, policies and plans of the Council, such as the Place Making Plans, the Integrated Transport Strategy, Climate Change Strategy and the Council’s Well-Being Objectives.  |
| Collaboration | <b>Positive</b> – The review of the Strategy will explore options for partnership working with establishments that have high quality toilet provision and collaborate to find share sustainable solutions.  |
| Involvement   | <b>Positive</b> – The provision of toilets can make a significant impact upon the comfort of individuals and families who visit public spaces and their perception of the area as a desirable place to visit. The consultation aims to involve a diversity of population in the decisions affecting them.   |

### Well-being Goals Impact

The review of the Local Toilet Strategy will need to have due regard for the Well Being of Future Generations (Wales) Act 2015. The provision of toilet facilities and the strategic way forward helps to achieve all seven of the well-being goals as set out below.

|                  |  |
|------------------|--|
| Prosperous Wales | The review will need to consider the impact of the Strategy on the economy and in particular the importance of tourism. The availability of clean, accessible public toilets can make a positive difference and improve the quality of the visitor experience, thereby growing the local economy and tourism.  |
| Resilient Wales  | The provision of public toilet facilities will need to minimise the impact on the environment. Opportunities for more eco-friendly toilets will be explored as part of the review e.g. rainwater harvesting.   |
| Healthier Wales  | The provision of and access to toilets is an issue that affects public health. Accessible, clean toilets that are well located in places such as town centres, parks and near public transport hubs or active travel routes (for cycling and walking) can help encourage people to socialise, take exercise and stay more physically active, which helps to maximise physical and mental well-being. Conversely, a lack of |

|                            |   |
|----------------------------|---|
|                            | adequate toilet facilities can impact on physical and mental health, as well as affecting the wider environmental health of the population.   |
| More equal Wales           | In reviewing the Strategy, consideration will be given to our duties under the Equality Act, such as the provision of “Changing Places” and gender-neutral toilets, as well as standard accessible toilets.   |
| Cohesive Wales             | We will continue to work with the police, Town/Community Councils, residents, local businesses, voluntary sector partners and community groups to ensure that public toilet facilities are as safe as possible and ensure that as many facilities are available where and when they are needed.   |
| Vibrant Wales              | Signposting and mapping publicly available toilets will be important so that those who need to visit a facility, can easily access information about the location, opening/closing times, accessibility and suitability of the toilets. In doing so, the Strategy will ensure that we meet our obligations under the Welsh Language (Wales) Measure 2011 and the Welsh Language Standards, and provide information in both Welsh and English. |
| Globally responsible Wales | N/A   |

Flintshire County Council, together with its partners, will support the health and well-being of both the current and future generations through the following strategic objectives:

- Protecting people from poverty by supporting them to meet their basic needs;
- Limiting the impact of the Council’s services on the natural environment and supporting the wider communities of Flintshire to reduce their own carbon footprint;
- Enabling a sustainable economic recovery and growth through the provision of accessible toilets in key locations;
- Supporting people in need to live as well as they can by providing fully inclusive facilities;
- Enabling and Supporting Learning Communities by the introduction of facilities that meet the needs for those with additional needs;

|             |  |
|-------------|--|
| <b>4.00</b> | <b>CONSULTATIONS REQUIRED/CARRIED OUT</b>  |
| 4.01        | Deputy Leader of the Council and Cabinet Member for Streetscene and Regional Transport Strategy. |
| 4.02        | Streetscene & Transportation Programme Board (October 2022)                                      |
| 4.03        | Environment & Economy Overview & Scrutiny Committee (March 2023)                                 |

|      |  |
|------|--|
| 4.04 | Local Toilet Strategy Questionnaire (June 2023)  |
| 4.05 | A 12-week public consultation on the proposed new Local Toilet Strategy between 29th September 2023 - 22nd December 2023 |

|             |   |
|-------------|---|
| <b>5.00</b> | <b>APPENDICES</b>                                       |
| 5.01        | Flintshire County Council Local Toilet Strategy 2023-27 |
| 5.02        | Summary of Public Consultation Engagement               |

|             |  |
|-------------|--|
| <b>6.00</b> | <b>LIST OF ACCESSIBLE BACKGROUND DOCUMENTS</b>   |
| 6.01        | Welsh Government has published statutory guidance to help Local Authorities produce a Local Toilet Strategy for their area:<br><a href="https://www.gov.wales/toilets-public-use-guidance-local-authorities">https://www.gov.wales/toilets-public-use-guidance-local-authorities</a> |

|             |   |
|-------------|---|
| <b>7.00</b> | <b>CONTACT OFFICER DETAILS</b>  |
| 7.01        | <b>Contact Officer:</b> Barry Wilkinson, Highway Network Manager<br><b>Telephone:</b> 01352 704656<br><b>E-mail:</b> <a href="mailto:barry.wilkinson@flintshire.gov.uk">barry.wilkinson@flintshire.gov.uk</a> |

|             |  |
|-------------|--|
| <b>8.00</b> | <b>GLOSSARY OF TERMS</b>   |
| 8.01        | <b>Changing Place(s):</b> these are fully accessible toilets with a height adjustable changing bench, a hoisting system, a peninsular toilet, and enough space for a person with a disability, his/her wheelchair and two carers |



# FLINTSHIRE COUNTY COUNCIL

## LOCAL TOILETS STRATEGY 2024

# CONTENTS

|   |    |
|---|----|
| EXECUTIVE SUMMARY .....   | 3  |
| BACKGROUND & INTRODUCTION .....                                     | 4  |
| THE BENEFITS OF THIS STRATEGY .....                                 | 7  |
| REVIEWING THE STRATEGY.....   | 8  |
| MAPPING LOCATIONS .....   | 9  |
| DETAILS OF EXISTING COUNTY FACILITIES AVAILABLE TO THE PUBLIC ..... | 11 |
| ADDITIONAL FACILITIES WITHIN THE COUNTY.....                        | 14 |
| NEEDS ASSESSMENT .....  | 15 |
| OUTCOME OF PUBLIC ENGAGEMENT .....                                  | 17 |
| FUTURE OPTIONS .....  | 19 |
| APPENDIX - ACTION PLAN .....  | 21 |

## EXECUTIVE SUMMARY

In July 2017, the Public Health (Wales) Act 2017 received Royal Assent, bringing together a range of practical actions for improving and protecting health. Part 8 of the Act includes Provision of Toilets and introduces new responsibilities for Local Authorities to provide local toilet strategies.

To deliver a strategic approach to the provision of toilets across Wales, the Public Health (Wales) Act 2017 requires Local Authorities to assess local needs and facilities, and to publish a local toilets strategy for its area.

The duty to prepare a local toilets strategy does not require councils to provide and maintain public toilets directly, nor are they required provide additional dedicated facilities. They must however take a strategic view on how facilities can be provided and accessed, taking account of such things as location, accessibility, facilities, frequency of use and quality of existing sites, as well as determining whether additional or fewer sites are required by their local population. The legislation published by Welsh Government has no funding for additional provisions attached to it.

Since 2012 Flintshire County Council have undertaken three separate reviews of toilet provision throughout the County with the previous strategy published in May 2019. These reviews highlighted that isolated facilities regularly attract antisocial behaviour, which puts people off using them. As a result, Flintshire aimed to adopt a more enabling approach by promoting the use of existing toilets in Council buildings such as libraries and Connects Centres, which people feel more confident and comfortable using. Whilst the previous strategy was published in May 2019 with a 12-point action plan, this was adversely affected for a number of years by the global pandemic.

This Strategy sets out to develop on the work previously been undertaken and to assess the need of the local communities, along with the standard of the facilities being offered. The new strategy will therefore look to raise the condition and accessibility of the facilities across the county over the next 4 to 5 years. Consideration will be given to our duties under the Equality Act, such as the provision of “Changing Places” and gender-neutral toilets, as well as standard accessible toilets in the most appropriate locations. We aim to secure the future of the current provisions and explore ways to increase the number of public toilets available and improve access to all groups of people.

## BACKGROUND & INTRODUCTION

In the guidance provided to Local Authorities in preparation for implementation of Local Toilet Strategies, the Welsh Government Cabinet Secretary for Health and Social Services explains that "Accessible, clean toilets that are well located in places such as town centres, parks, promenades, cycle trails and walking routes can help encourage people to take exercise and stay more physically active. This has clear health and economic benefits. Conversely, toilets that are poorly designed, inadequately maintained and inappropriately located can create an atmosphere of neglect that discourages use. A lack of adequate toilet facilities can impact on a person's physical and mental health, as well as affecting the wider environmental health of the population." This appreciation of the benefits of available facilities is further noted when they go on to state "Toilets for public use matter to everybody and remain a high-profile issue. They are, however, even more important to certain groups within society, including older people, people with disabilities, people with particular needs (including certain medical problems), women, children and young people and their families. These groups can be disproportionately affected by poor provision."

Flintshire County Council has recognised the benefits and issues related to public conveniences, and started the process of reconciling the facilities under the Council's control back in 2012. At this time a report to Cabinet was submitted that identified that the County was at the time supporting 12 distinct sites, although the Council has no statutory requirement to provide a Public Convenience service and does not have a formal Policy to determine the location or type of facilities provided and that inconsistency has developed both in the location of the facilities and quality of the service provided across the County. It was noted at the time that some of the locations have been linked to anti-social behaviour, with reports received of substance misuse and vandalism taking place at the facilities. Whilst the majority of the information was anecdotal, there were records of complaints being received by the Council concerning specific sites. The site in Alexandra Street, Shotton was closed since June 2012, due to specific complaints of anti-social behaviour.

At the time of this report, it was noted that the Public Convenience service was managed within Streetscene with a budget allocation of £173,187 in 2012-13. Repairs and maintenance at all of the facilities were being carried out by private contractors.

As a solution to some of the issues being encountered, it was identified that the Council was developing a programme of one stop shops, Flintshire Connects Centres, across the County and also manages numerous other Council buildings in close proximity to existing standalone Public Convenience facilities. The new Flintshire Connects Centres and the other facilities i.e. Leisure Centres could offer toilet facilities both for their own use and for use as wider Public Conveniences.

It was also recognized at that time that It is important that the Public Convenience service complements wider strategic Council objectives such as the promotion of Tourism and Town Centre marketing and the proposed new service provision will do this by ensuring well maintained facilities are provided in key locations across the County and that utilising Flintshire Connects Centres, other Council buildings and (where appropriate) privately owned facilities will both rationalise and improve accessibility to the service, providing the following advantages over the current service that included potentially longer opening hours which are more targeted to local need, and the reduced instances of anti-social behaviour and vandalism.

Consideration was given at the time to introducing a charge for using the facilities but concluded that such a charge would be more expensive to introduce and manage than would be raised as income, thus creating a further budget pressure on the Council. Charging would also increase the threat of vandalism at the facilities. Likewise the introduction of a 'Superloo' system was considered, but the cost was found to be prohibitive.

In 2016, a further report was present to the Cabinet with the intention of recognising that Flintshire's new strategy identified that isolated Public Toilet facilities regularly attracted antisocial behaviour and that many people would not use the facilities for this reason. It was proposed that the Council should promote the use of existing toilet facilities, within Council buildings e.g. Libraries and Flintshire Connects Centres, rather than the dedicated and often isolated facilities previously provided. This final stage of the review would consider the future of the remaining Public Convenience facilities in the County. This report recognised that the budget in 2016 to provide the public convenience service was £ 93,998 and made recommendations to reduce the existing provision of standalone dedicated facilities further to just 2 sites across the County. However, the Authority did offer the opportunity for Community Asset Transfer for these sites to the local community and Town & Community Councils, and although these were explored, none have been developed far enough to result in the transfer. Currently the County operate 3 stand-alone facilities, which are as follows:

- Bus Station, Mold
- Off High Street, Holywell
- Station Road, Talacre

So it can be seen that Flintshire County Council has already started the process of developing a strategy to manage the provision of local toilets, and in the first instance this looked to rationalise and improve the facilities offered to the public for use. To move forward with this process and align with the requirement of Part 8 of the Public Health Act (Wales), as back in the 2016 Cabinet Report it was noted that the Public Health Bill unveiled by the Welsh Government in June 2015 places a duty on local authorities to prepare and publish strategies for the provision of toilets for public use within their area, and whilst the Council has closed a number of dedicated facilities, access to other Council owned toilets have been improved.

An example of this approach would be the closure of dedicated facilities in Connah's Quay and Mold. The dedicated toilets in Connah's Quay were replaced with access to improved toilets facilities at a shared-use site that reduces maintenance and cleaning costs, removes the anti-social behaviour that the dedicated site attracted and improving the overall facilities on offer to the public in the area.

This approach will continue to be the basis of the strategy when it is required to be produced by the new legislation. It is clear that the Authority is aware that this is the start of a long-term process, and that not all existing toilet facilities at the time need to remain, especially if there are better alternatives. Efforts to increase the provision of additional local toilets has also identified that not all potential facilities within buildings can be made accessible to the public. And we accept that by making use of existing resources that this means that not every toilet brought into public use is likely to be fully accessible to everyone due to building limitations, and what is proportionate change to make the toilet fully accessible, however a much wider range of available toilets is to the benefit of all.

The 2016 Cabinet Report also recommended that the dedicated stand-alone facilities in New Street, Mold and Holywell be closed, and the details and actions within this strategy should support the provision of reasonable alternatives to the benefit of improving the overall facilities on offer to the public in the area.

## THE BENEFITS OF THIS STRATEGY

Toilets for public use matter to everybody who goes “away from home” for some reason and remain a high-profile issue. They are, however, even more important to certain groups within society, including older people, people with disabilities, people with particular needs (including certain medical problems), women, children and young people and their families. These groups can be disproportionately affected by poor provision; for example, poor provision is understood to have particular negative impacts on older people, as some may be less likely to leave their homes without having confidence that adequate facilities will be available to them. This can contribute to increased social isolation and inactivity, as well as affecting people’s ability to maintain independence and dignity in later life.

This strategy contributes toward achieving accessible and clean toilets wherever people live, work or visit. Need is likely to grow through new housing developments and through tourism. This is an opportune time to set a strategy for promoting access to toilet facilities where they are needed.

Part 8 of the Public Health (Wales) Act 2017: Provision of Toilets came into force on 31 May 2018 and places a duty on each local authority in Wales to prepare and publish a local toilets strategy for its area. The strategy is built around the principles of co-production, through local authority engagement with a broad range of potential providers and users.

Local authorities in Wales now have the responsibility to:

- Assess the need for toilet provision for their communities;
- Plan to meet those needs;
- Produce a local toilets strategy; and
- Review the strategy, update and publicise revisions.

Flintshire’s previous local toilet strategy was approved and published in May 2019. The duty to prepare a local toilets strategy does not require local authorities to provide and maintain public toilets directly. The Local Authority must take a strategic view on how facilities can be provided and accessed by their local population. Upon review of this strategy, Flintshire County Council is required to publish a statement of progress.

The aim of this strategy is to review the quality and quantity of local toilets throughout the county and to provide or facilitate the provision of clean, safe, accessible and sustainable

toilets for residents and visitors to the County at locations where the need for such facilities has been identified.

This Strategy will require us to:

- Review the current level of provision of public toilets
- Analyse the findings of the completed assessment of need activities for toilets available for use by the public in their area;
- Consider the requirements of the general population;
- Identify the needs for particular user groups;
- Survey the condition and usage of existing facilities;
- Identify any gaps in current provision;
- Adopt the use of new technologies and communications that it is envisaged will lead to an increased awareness of the locations of local toilets; and
- Provide a statement setting out the steps which the Local Authority proposes to take to meet this need; and any other information which the council considers appropriate.

## REVIEWING THE STRATEGY

As set out in the Public Health (Wales) Act 2017 – Part 8: Provision of Local Toilets, Flintshire County Council will review the local toilet strategy within a year of each ordinary election for its area. The next election in Wales is 2027, If no changes are made to the strategy following the post-election review then the County will publish an interim progress statement covering a two year period commencing from the date of the last election.

Flintshire County Council may review its strategy at any time, following which it must publish a statement of the steps which it has taken in accordance with the strategy. If following a review, should the County decide to revise the strategy, it will publish the revised strategy and then prepare an interim progress report covering the two year period commencing from the date of publication.



## MAPPING LOCATIONS

It is intended that the information collated as part of preparing this strategy is replicated and made available in the most convenient manner so that people who need to visit a toilet can easily access information about the location, opening times, accessibility and type of facilities available.



Participating premises will also display a sticker in a prominent place, indicating that toilets are available for the public. The sticker will display the logo stipulated by Welsh Government. It is also intended that Flintshire County Council adopt this signage to promote consistency across the area for those that wish to use facilities.

The British Toilet Association also recommends that signs be fitted on the outside with information like opening hours, contact information for reporting problems and the specific facilities provided inside, such as whether there is a baby-changing room.

The Council will periodically review and update the Welsh Government “Lle” data repository to allow access to accurate information by guide and map publishers, residents and visitors.

Once we have identified the toilets that will be publicised as available for use by the general public, Flintshire County Council will prepare a dataset to a given specification, and make it available as open data on the council website. The dataset will consist of the location and specified characteristics of the identified toilets. This data will also be consumed by the Welsh Government system and joined to other LA datasets to produce the national dataset for the Lle map. Lle is a geo-portal that serves as a hub for data and information covering a wide spectrum of topics, but primarily around the environment. Lle will generate all-Wales maps based on the datasets provided by local authorities that can be configured to focus on either the national picture, or on more local areas. The data included in the Lle map will be available as an open data service accessible to everyone.

The link to the Lle portal is below:

<http://lle.gov.wales/home>

For data to be classed as open data it must be made available under an open licence. Within the Public Sector this can be achieved by publishing data under the Open Government Licence (OGL).

As the data provided by local authorities is to be made available as open data, it will be available for reuse by third parties, either directly from the local authority's own website, or via the joined dataset behind the Lle map. This might include other online map services, app developers or commercial interests, as well as being available for reuse by other public sector organisations.

The dataset will be available in Welsh and English. The public will be able to see and search the data as it appears on the Lle website, to see the whole of Wales or to look at particular areas.

Flintshire County Council will show a link on its website to the Lle map as a whole to assist people in searching the data for other areas they may be visiting. Flintshire County Council promotes the use of The Dewis Cymru ([www.dewis.wales](http://www.dewis.wales)) website as a resource that brings together local information, this information relating to Local toilets will be published on this website.

# DETAILS OF EXISTING COUNTY FACILITIES AVAILABLE TO THE PUBLIC

|                           |          | What facilities are available? |           |             |               |             |               |               |                     |                 |             |             |        |                |             |        |   |
|---------------------------|----------|--------------------------------|-----------|-------------|---------------|-------------|---------------|---------------|---------------------|-----------------|-------------|-------------|--------|----------------|-------------|--------|---|
| Name of Location          | Postcode | Dedicated Facility?            | Male only | Female only | Unisex toilet | Baby change |               |               |                     |                 | Disabled    |             |        |                |             |        | A place incorporating adult changing facilities, hoists, etc. for people with profound disabilities and their carers? |
|                           |          |                                |           |             |               | male toilet | female toilet | unisex toilet | Separate to toilets | disabled toilet | Open access |             |        | Locked (RADAR) |             |        |   |
|                           |          |                                |           |             |               |             |               |               |                     |                 | male only   | female only | unisex | male only      | female only | unisex |   |
| Bus Station, Mold         | CH7 1LA  | Y                              | Y         | Y           | N             | N           | Y             | N             | N                   | Y               | Y           | Y           | N      | Y              | Y           | N      | N   |
| Station Road, Talacre     | CH8 9RP  | Y                              | N         | N           | Y             | N           | N             | Y             | N                   | N               | N           | N           | Y      | N              | N           | N      | N   |
| Off High Street, Holywell | CH8 7TR  | Y                              | Y         | Y           | N             | N           | Y             | N             | N                   | N               | Y           | Y           | N      | Y              | Y           | N      | N   |

|                   |          | Opening Times |       |         |       |           |       |          |       |        |       |          |       |        |       |
|-------------------|----------|---------------|-------|---------|-------|-----------|-------|----------|-------|--------|-------|----------|-------|--------|-------|
| Name of Location  | Postcode | Monday        |       | Tuesday |       | Wednesday |       | Thursday |       | Friday |       | Saturday |       | Sunday |       |
|                   |          | Open          | Close | Open    | Close | Open      | Close | Open     | Close | Open   | Close | Open     | Close | Open   | Close |
| Mold, Bus Station | CH7 1LA  | 08:00         | 17:00 | 08:00   | 17:00 | 08:00     | 17:00 | 08:00    | 17:00 | 08:00  | 17:00 | 08:00    | 17:00 | 08:00  | 17:00 |
| Talacre Toilets   | CH8 9RP  | 08:00         | 17:00 | 08:00   | 17:00 | 08:00     | 17:00 | 08:00    | 17:00 | 08:00  | 17:00 | 08:00    | 17:00 | 08:00  | 17:00 |
| Polywell Toilets  | CH8 7TR  | 08:00         | 17:00 | 08:00   | 17:00 | 08:00     | 17:00 | 08:00    | 17:00 | 08:00  | 17:00 | 08:00    | 17:00 | 08:00  | 17:00 |

Page 60

|                   |          | Are the toilets closed on any of the below days? |                                |               |            |               |                  |             |               |               |                     |                     |
|-------------------|----------|--|--------------------------------|---------------|------------|---------------|------------------|-------------|---------------|---------------|---------------------|---------------------|
| Name of Location  | Postcode | Are the toilets closed off peak?                 | Are services reduced off peak? | Christmas Day | Boxing day | New Years day | May bank holiday | Good Friday | Easter Sunday | Easter Monday | Spring bank holiday | August bank holiday |
|                   |          | No/Yes   | No/Yes                         | No/Yes        | No/Yes     | No/Yes        | No/Yes           | No/Yes      | No/Yes        | No/Yes        | No/Yes              | No/Yes              |
| Mold, Bus Station | CH7 1LA  | No   | No                             | Yes           | No         | No            | No               | No          | No            | No            | No                  | No                  |
| Talacre Toilets   | CH8 9RP  | No   | No                             | Yes           | No         | No            | No               | No          | No            | No            | No                  | No                  |

**Are the toilets closed on any of the below days?**

| Name of Location | Postcode | Are the toilets closed off peak? | Are services reduced off peak? | Christmas Day | Boxing day | New Years day | May bank holiday | Good Friday | Easter Sunday | Easter Monday | Spring bank holiday | August bank holiday |
|------------------|----------|----------------------------------|--------------------------------|---------------|------------|---------------|------------------|-------------|---------------|---------------|---------------------|---------------------|
|                  |          | No/Yes                           | No/Yes                         | No/Yes        | No/Yes     | No/Yes        | No/Yes           | No/Yes      | No/Yes        | No/Yes        | No/Yes              | No/Yes              |
| Holywell Toilets | CH8 7TR  | No                               | No                             | Yes           | No         | No            | No               | No          | No            | No            | No                  | No                  |

## ADDITIONAL FACILITIES WITHIN THE COUNTY

Below is a list of the facilities available throughout the county that are available to the public for use:

- Clwyd Riding Centre, Llanfynnydd (Changing Place Facilities)
- Caerwys, Drovers Lane
- Flint Leisure Centre
- Buckley Library
- Holywell Library
- Daniel Owen Centre, Mold
- Queensferry, Daleside Garden Centre
- Greenfield Valley Heritage Park (Changing Place Facilities)
- Buckley Town Centre Public Toilets
- Connah's Quay, Fron Road
- Mold Leisure Centre
- Connah's Quay Library
- Mold Library
- Broughton Shopping Park
- Holywell Leisure Centre (Changing Place Facilities)
- Cilcain, Village Community Centre
- Buckley Leisure Centre
- Deeside Leisure Centre
- Flint Library
- Shell Garage, A55
- Flint Train Station
- Wepre Park (Changing Place Facilities)

# NEEDS ASSESSMENT

In an effort to capture the available facilities and the demand in an objective way, the following needs assessment has been developed. It is not intended to use this in isolation, and the information that becomes available through the engagement survey, and the full consultation will influence the holistic need for local toilets across the County.

| Need Score | Description |
|------------|-------------|
| 0=         | N/A         |
| 1=         | Very Low    |
| 2=         | Low         |
| 3=         | Medium      |
| 4=         | High        |
| 5=         | Very High   |

| No. of Private Toilets |
|------------------------|
| 0                      |
| 1                      |
| 2                      |
| 3                      |
| 4                      |
| 5+                     |

| Town/Village  | Identifying Need |                 |                          |                            |            | Existing Toilet Provision |   |                   |         | Has Need Been Met? |
|---------------|------------------|-----------------|--------------------------|----------------------------|------------|---------------------------|---|-------------------|---------|--------------------|
|               | Shopping Need    | Attraction Need | Transport Interface Need | Special Circumstances Need | Need Score | LA Operated Facilities    | Other Public Sector Toilets e.g. Leisure Centres, Libraries, etc. | Community Council | Private |                    |
| Gold          | 5                | 5               | 4                        | 4                          | 18         | 1                         | 2   | 1                 | 1       | Yes                |
| Holywell      | 4                | 4               | 3                        | 3                          | 14         | 1                         | 1   |                   |         | Yes                |
| Flint         | 4                | 3               | 4                        | 3                          | 14         |                           | 2   |                   | 1       | Yes                |
| Connah's Quay | 4                | 3               | 3                        | 3                          | 13         |                           | 1   |                   | 1       | Yes                |
| Broughton     | 5                | 3               | 5                        | 0                          | 13         |                           | 1   |                   | 1       | Yes                |
| Buckley       | 3                | 3               | 3                        | 3                          | 12         |                           | 2   | 1                 |         | Yes                |
| Queensferry   | 3                | 3               | 3                        | 3                          | 12         |                           | 1   |                   | 2       | Yes                |
| Shotton       | 4                | 2               | 4                        | 0                          | 10         |                           |   |                   |         | No                 |
| Saltney       | 2                | 2               | 3                        | 2                          | 9          |                           |   |                   |         | Yes                |
| Hawarden      | 1                | 3               | 2                        | 0                          | 6          |                           |   |                   |         | Yes                |
| Talacre       | 0                | 4               | 1                        | 0                          | 5          | 1                         |   |                   |         | Yes                |
| Mostyn        | 1                | 1               | 2                        | 0                          | 4          |                           |   |                   |         | Yes                |
| Sealand       | 0                | 1               | 1                        | 0                          | 2          |                           |   |                   |         | Yes                |
| Mynydd Isa    | 1                | 1               | 1                        | 0                          | 3          |                           |   |                   |         | Yes                |
| Ewloe         | 0                | 2               | 1                        | 0                          | 3          |                           |   |                   |         | Yes                |
| Caergwrlle    | 0                | 0               | 2                        | 0                          | 2          |                           |   |                   |         | Yes                |
| Northop       | 1                | 1               | 0                        | 0                          | 2          |                           |   |                   |         | Yes                |

| Town/Village     | Identifying Need |                 |                          |                            | Need Score | Existing Toilet Provision |   |                   |         | Has Need Been Met? |
|------------------|------------------|-----------------|--------------------------|----------------------------|------------|---------------------------|---|-------------------|---------|--------------------|
|                  | Shopping Need    | Attraction Need | Transport Interface Need | Special Circumstances Need |            | LA Operated Facilities    | Other Public Sector Toilets e.g. Leisure Centres, Libraries, etc. | Community Council | Private |                    |
| Halkyn           | 0                | 1               | 0                        | 0                          | 1          |                           |   |                   |         | Yes                |
| Penyffordd       | 0                | 0               | 2                        | 0                          | 2          |                           |   |                   |         | Yes                |
| Greenfield       | 0                | 2               | 0                        | 0                          | 2          |                           |   |                   |         | Yes                |
| Bagillt          | 0                | 0               | 0                        | 0                          | 1          |                           |   | 1                 |         | Yes                |
| Caerwys          | 0                | 0               | 1                        | 0                          | 1          |                           |   | 1                 |         | Yes                |
| Aston            | 0                | 0               | 1                        | 0                          | 1          |                           |   |                   |         | Yes                |
| Hope             | 0                | 1               | 0                        | 0                          | 1          |                           |   |                   |         | Yes                |
| Ffynnongroew     | 0                | 0               | 0                        | 0                          | 0          |                           |   |                   |         | Yes                |
| Gronant          | 0                | 0               | 0                        | 0                          | 0          |                           |   |                   |         | Yes                |
| Trelawnyd        | 0                | 0               | 0                        | 0                          | 0          |                           |   |                   |         | Yes                |
| Whitford         | 0                | 0               | 0                        | 0                          | 0          |                           |   |                   |         | Yes                |
| Northop Hall     | 0                | 0               | 0                        | 0                          | 0          |                           |   | 1                 |         | Yes                |
| Dilcain          | 0                | 0               | 0                        | 0                          | 0          |                           |   |                   | 1       | Yes                |
| Drynford         | 0                | 0               | 0                        | 0                          | 0          |                           |   |                   |         | Yes                |
| Swernaffield     | 0                | 0               | 0                        | 0                          | 0          |                           |   |                   |         | Yes                |
| Gwernymynydd     | 0                | 0               | 0                        | 0                          | 0          |                           |   |                   |         | Yes                |
| New Brighton     | 0                | 0               | 0                        | 0                          | 0          |                           |   |                   |         | Yes                |
| Mancot           | 0                | 0               | 0                        | 0                          | 0          |                           |   |                   |         | Yes                |
| Higher Kinnerton | 0                | 0               | 0                        | 0                          | 0          |                           |   |                   |         | Yes                |
| Leeswood         | 0                | 0               | 0                        | 0                          | 0          |                           |   |                   |         | Yes                |
| Treuddyn         | 0                | 0               | 0                        | 0                          | 0          |                           |   |                   |         | Yes                |
| Llanfynydd       | 0                | 0               | 0                        | 0                          | 0          |                           |   |                   |         | Yes                |

It needs to be reiterated that the duty to prepare a Local Toilets Strategy does not require councils to provide and maintain public toilets directly, nor are they required provide additional dedicated facilities.



| Need Score | Description |
|------------|-------------|
| 0=         | N/A         |
| 1=         | Very Low    |
| 2=         | Low         |
| 3=         | Medium      |
| 4=         | High        |
| 5=         | Very High   |

| No. of Private Toilets |
|------------------------|
| 0                      |
| 1                      |
| 2                      |
| 3                      |
| 4                      |
| 5+                     |

| Town/Village  | Identifying Need |                 |                          |                            |            | Existing Toilet Provision |   |                   |         | Has Need Been Met? |
|---------------|------------------|-----------------|--------------------------|----------------------------|------------|---------------------------|---|-------------------|---------|--------------------|
|               | Shopping Need    | Attraction Need | Transport Interface Need | Special Circumstances Need | Need Score | LA Operated               | Other Public Sector Toilets e.g. Leisure Centres, Libraries, etc. | Community Council | Private |                    |
| Mold          | 5                | 5               | 4                        | 4                          | 18         | 2                         | 2   | 1                 | 1       | Yes                |
| Polywell      | 4                | 4               | 3                        | 3                          | 14         | 1                         | 1   |                   |         | Yes                |
| Elint         | 3                | 3               | 4                        | 3                          | 13         |                           | 2   |                   | 1       | Yes                |
| Donnah's Quay | 4                | 3               | 3                        | 3                          | 13         |                           | 1   |                   | 1       | Yes                |
| Broughton     | 5                | 3               | 5                        | 0                          | 13         |                           | 1   |                   | 1       | Yes                |
| Buckley       | 3                | 3               | 3                        | 3                          | 12         |                           | 2   | 1                 |         | Yes                |
| Queensferry   | 3                | 3               | 3                        | 3                          | 12         |                           | 1   |                   | 2       | Yes                |
| Shotton       | 4                | 2               | 4                        | 0                          | 10         |                           |   |                   |         | No                 |
| Saltney       | 2                | 2               | 3                        | 2                          | 9          |                           |   |                   | 1       | Yes                |
| Talacre       | 1                | 5               | 2                        | 0                          | 8          | 1                         |   |                   |         | Yes                |
| Hawarden      | 1                | 3               | 1                        | 0                          | 5          |                           |   |                   |         | Yes                |
| Mostyn        | 1                | 1               | 2                        | 0                          | 4          |                           |   |                   |         | Yes                |
| Sealand       | 1                | 1               | 1                        | 0                          | 3          |                           |   |                   |         | Yes                |
| Mynydd Isa    | 1                | 1               | 1                        | 0                          | 3          |                           |   |                   |         | Yes                |
| Ewloe         | 0                | 2               | 1                        | 0                          | 3          |                           |   |                   |         | Yes                |
| Caergwrle     | 0                | 0               | 3                        | 0                          | 3          |                           |   |                   |         | Yes                |
| Northop       | 1                | 1               | 0                        | 0                          | 2          |                           |   |                   |         | Yes                |

|                  |   |   |   |   |   |  |  |   |   |     |
|------------------|---|---|---|---|---|--|--|---|---|-----|
| Halkyn           | 0 | 2 | 0 | 0 | 2 |  |  |   |   | Yes |
| Penyffordd       | 0 | 0 | 2 | 0 | 2 |  |  |   |   | Yes |
| Greenfield       | 0 | 1 | 0 | 0 | 1 |  |  |   |   | Yes |
| Bagillt          | 1 | 0 | 0 | 0 | 1 |  |  | 1 |   | Yes |
| Caerwys          | 0 | 0 | 1 | 0 | 1 |  |  | 1 |   | Yes |
| Aston            | 0 | 0 | 1 | 0 | 1 |  |  |   |   | Yes |
| Hope             | 0 | 1 | 0 | 0 | 1 |  |  |   |   | Yes |
| Ffynnongroew     | 0 | 0 | 0 | 0 | 0 |  |  |   |   | Yes |
| Gronant          | 0 | 0 | 0 | 0 | 0 |  |  |   |   | Yes |
| Trelawnyd        | 0 | 0 | 0 | 0 | 0 |  |  |   |   | Yes |
| Whitford         | 0 | 0 | 0 | 0 | 0 |  |  |   |   | Yes |
| Northop Hall     | 0 | 0 | 0 | 0 | 0 |  |  | 1 |   | Yes |
| Cilcain          | 0 | 0 | 0 | 0 | 0 |  |  |   | 1 | Yes |
| Brynford         | 0 | 0 | 0 | 0 | 0 |  |  |   |   | Yes |
| Gwernaffield     | 0 | 0 | 0 | 0 | 0 |  |  |   |   | Yes |
| Gwernymynydd     | 0 | 0 | 0 | 0 | 0 |  |  |   |   | Yes |
| New Brighton     | 0 | 0 | 0 | 0 | 0 |  |  |   |   | Yes |
| Mancot           | 0 | 0 | 0 | 0 | 0 |  |  |   |   | Yes |
| Higher Kinnerton | 0 | 0 | 0 | 0 | 0 |  |  |   |   | Yes |
| Leeswood         | 0 | 0 | 0 | 0 | 0 |  |  |   |   | Yes |
| Treuddyn         | 0 | 0 | 0 | 0 | 0 |  |  |   |   | Yes |
| Llanfynydd       | 0 | 0 | 0 | 0 | 0 |  |  |   |   | Yes |

# OUTCOME OF PUBLIC ENGAGEMENT

In May 2023, an online questionnaire was carried out to gauge opinion on the three current, free-to-use Council owned public toilet facilities in Mold, Holywell and Talacre.

The questionnaire was based around attendance, awareness of the facilities, adequacy of the provision and suggested improvements. The questionnaire was live for 21 days and received 687 visits and approximately 430 responses per question.

575 of the visits were made by local residents and 26 of the replies represented local user groups or organisations.

## Attendance:

|   |   |
|---|---|
| <p>The following questions were asked:</p> <ul style="list-style-type: none"><li>▪ How often do you visit Mold, Holywell and Talacre?</li><li>▪ Do you use the public toilets?</li><li>▪ Are they conveniently located?</li><li>▪ Are they open at the times you need them?</li></ul> | <p>Summary of Responses:</p> <p>The majority of people responding regularly visited Mold, Holywell and Talacre, but viewed that the public toilets were not conveniently located and in Mold they were not open at the times they wanted to use them.</p> |
|---|---|

## Awareness of Facilities

|  |   |
|--|---|
| <p>The following questions were asked:</p> <ul style="list-style-type: none"><li>▪ Are you aware of the facilities Flintshire offer?</li><li>▪ Is there enough information on where to find free to use public toilets?</li><li>▪ Is access to toilet facilities across the county sufficient?</li></ul> | <p>Summary of Responses:</p> <ul style="list-style-type: none"><li>▪ The majority of respondents are not aware of the facilities Flintshire provide and they do not know how to find the toilets.</li><li>▪ There are not enough free to use facilities throughout the county</li></ul> |
|--|---|

## Adequacy of Provision

|  |   |
|--|---|
| <p>The following questions were asked:</p> <ul style="list-style-type: none"><li>▪ Do the toilets adequately meet your needs?</li><li>▪ Are the facilities accessible for those with disabilities?</li><li>▪ Are the changing facilities for babies, young children and those with disabilities adequate?</li><li>▪ Do you agree that the cleanliness is good in the free public toilets?</li><li>▪ Do you feel safe when visiting the facilities?</li></ul> | <p>Summary of Responses:</p> <ul style="list-style-type: none"><li>▪ Respondents felt that the current facilities provided within Flintshire were inadequate for those with disabilities, babies and young children</li><li>▪ Cleanliness could be improved</li><li>▪ Some locations did not feel safe to use</li></ul> |
|--|---|

## Suggested Improvements

|  |   |
|--|---|
| <p>The following questions were asked:</p> <ul style="list-style-type: none"><li>▪ To what extent would you agree or disagree with the introduction of environmentally friendly features in free public toilets?</li></ul> | <p>Summary of Responses:</p> <ul style="list-style-type: none"><li>▪ 88% of respondents supported the introduction of environmentally friendly features</li></ul> |
|--|---|

## FUTURE OPTIONS

### Letting policies

The Council could possibly consider options to introduce a clause in leasing agreements whereby when the Council is letting its own property to a suitable business like a shop or café, to include public access to toilet facilities. However, whilst this could be considered for the small number of shop units leased out, tenants may well raise issues around cleaning, maintenance and availability and the requirement could conceivably deter prospective tenants from taking a lease.

### Future needs provided by the commercial sector through Council strategy and planning channels

Community Infra-structure Levy enables the Flintshire Local Planning Authority to raise funds from developers undertaking new building projects in their area. The funds can be used for a wide range of infrastructure costs, such as education, healthcare, police and fire and rescue, which is needed as a result of new housing for example. This may be one way to secure funding for future public toilet provision within or near new developments, on a need and demand-driven basis and depending on the prioritisation between new infrastructure needs. Consideration will be given to including local toilet provision in new schemes devised under the Community Infra-structure Levy.

### Major Development proposals (*Planning conditions*)

Some large-scale commercial developments that are going to include cafes, bars, shops, entertainments for example, could possibly be required, as a Planning condition, to allow general public access to any toilet facilities that are being built in the premises. However, there is no policy support at national level for the imposition of planning conditions to allow the general public access to toilet facilities at private commercial premises. Therefore any such condition would fail the test that it must be necessary to make the development acceptable from a planning point of view.

## Embed the Review of Local Toilets Provision into broader Council Initiatives

When reviewing plans and strategies across the organisation, Flintshire County Council will consider the need and provision for Local Toilets. This will include, but not be restricted to the review of the following:

- Local Well-being Plans
- Population Needs Assessments
- Local Development Plans
- Active Travel Routes and Maps; and
- Partnerships for Growth.

## APPENDIX 1 - ACTION PLAN

| No. | Objective  | Target           |
|-----|--|------------------|
| 1   | Promote equal opportunities to provide appropriate, accessible, and effective services and facilities to all sections of the community without prejudice or bias.  | Life of Strategy |
| 2   | Explore options that include working with the private sector, voluntary services, community councils and other council owned buildings to make local toilets available in places where they are most needed and encourage them to make the facilities available to the public.   | Apr-25           |
| 3   | Improve awareness and information available on toilet provision in the county by: ensuring that public toilets are signposted correctly, that the information on the Flintshire County Council website is correct and will regularly update the Lle open access data repository with WG, and that the Dewis Cymru website and third parties participate in the mapping scheme and that we display the toilet logo sticker in appropriate premises. | Mar-24           |
| 4   | Review existing contracts and service provision to monitor cleansing operations and standards on a periodic basis to ensure the most efficient and effective provision within allocated resources.   | Dec-24           |
| 5   | Review the existing facilities to ensure that the best options for the provision of accessible toilets are made that best suit the need of the community and explore the options for the introduction of Changing Place facilities by producing a 4-year programme to ensure that Flintshire is providing appropriate, accessible, and effective services and facilities for local residents and visitors of the County.                           | Apr-24 – Mar-27  |
| 6   | Streetscene & Transportation officers, along with other relevant officers of the council, are to continue to work with the police and residents, community groups and others to ensure that the facilities are as safe as possible whilst reducing antisocial behaviour and vandalism.   | Apr-24           |
| 7   | Explore alternative options and enhancements for the introduction of environmentally friendly features and ensure that sustainable development and energy is taken into consideration.   | Apr-25           |

This page is intentionally left blank



## Appendix 2 – 12-week Public Consultation Engagement

**Table 1 – Overall Consultation Information**

|                                       |  |                        |  |
|---------------------------------------|--|------------------------|--|
| <b>Consultation Live Period</b>       | 29th September 2023 - 22nd December 2023 |                        |  |
| <b>Total Website Views</b>            | 590                                      |                        |  |
| <b>Draft Strategy Views/Downloads</b> | 183                                      |                        |  |
| <b>Average Engagement Time</b>        | 23 seconds                               | 72% lower than average |  |

**Table 2 - Social Media Promotion (English Language)**

| <b>Tweet Date</b> | <b>Impressions</b> | <b>Clicks</b> | <b>Click-Through Rate (%)</b> |
|-------------------|--------------------|---------------|-------------------------------|
| 03/11/2023        | 1642               | 93            | 5.66%                         |
| 12/11/2023        | 2106               | 55            | 2.61%                         |
| 20/11/2023        | 962                | 30            | 3.12%                         |
| 28/11/2023        | 1304               | 47            | 3.60%                         |

**Table 3 – Social Media Promotion (Welsh Language)**

| <b>Tweet Date</b> | <b>Impressions</b> | <b>Clicks</b> | <b>Click-Through Rate (%)</b> |
|-------------------|--------------------|---------------|-------------------------------|
| 03/11/2023        | 17                 | 0             | 0%                            |
| 12/11/2023        | 29                 | 0             | 0%                            |
| 20/11/2023        | 15                 | 0             | 0%                            |
| 28/11/2023        | 22                 | 0             | 0%                            |

This page is intentionally left blank



## ENVIRONMENT AND ECONOMY OVERVIEW AND SCRUTINY

|                        |   |
|------------------------|---|
| <b>Date of Meeting</b> | Tuesday, 5 <sup>th</sup> March 2024   |
| <b>Report Subject</b>  | Resource and Waste Strategy   |
| <b>Cabinet Member</b>  | Deputy Leader of the Council and Cabinet Member for Streetscene and Regional Transport Strategy |
| <b>Report Author</b>   | Chief Officer, Streetscene and Transportation   |
| <b>Type of Report</b>  | Strategic   |

### EXECUTIVE SUMMARY

The Council supports the declarations made by Welsh Government for the Public Sector to become net zero by 2030 and in December 2019, Cabinet approved the development of a Climate Change strategy, which set key aims and actions for creating a carbon neutral organisation. Reducing consumption and increasing reuse and recycling to save precious resource is a key part of reaching net zero.

The draft Resource and Waste Strategy sets out the strategic direction to reduce waste and exceed Welsh Government statutory recycling targets. Without action the authority currently faces circa £1m of fines for failing to achieve these targets in 2021/2022 and 2022/2023, as well as a further risk of similar fines in 2023/2024 and beyond. The new Strategy demonstrates to the Minister our commitment to make change.

This report provides feedback on the consultation exercise that took place on a draft of the Resource and Waste Strategy and presents the final strategy document for consideration.

### RECOMMENDATIONS

|   |   |
|---|---|
| 1 | That Scrutiny acknowledges the progress made on achieving a robust and effective Resources and Waste Strategy to meet net zero targets, achieve statutory recycling targets, and mitigate against the risk of infraction fines. |
| 2 | That Scrutiny supports the Resource and Waste Strategy to meet net zero targets, achieve statutory recycling targets, and mitigate against the risk of infraction fines.  |
| 3 | That Scrutiny agrees that a further report be presented in June outlining the Council's transition to a restricted capacity residual waste collection model.  |

**REPORT DETAILS**

| 1.00           | <b>Resource and Waste Strategy</b>   |                    |        |                    |         |     |        |         |     |        |         |     |        |         |     |     |                |            |  |
|----------------|--|--------------------|--------|--------------------|---------|-----|--------|---------|-----|--------|---------|-----|--------|---------|-----|-----|----------------|------------|--|
| 1.01           | <p><b>Background and Context</b></p> <p>The Council supports the declarations made by Welsh Government for the Public Sector to become net zero by 2030 and in December 2019 Cabinet approved a the development of a Climate Change strategy, which set key aims and actions for creating a carbon neutral organisation.</p> <p>Unsustainable consumption of precious resources and waste disposal has a significant impact on our environment and cannot be decoupled from its impact on our climate. Taking steps to reduce consumption and move away from traditional linear resource models of make, buy, dispose, to a circular model, is imperative.</p>   |                    |        |                    |         |     |        |         |     |        |         |     |        |         |     |     |                |            |  |
| 1.02           | <p>We cannot make the required step changes alone and a collective effort from residents, the workforce and the wider community will be essential to reduce consumption and improve our recycling performance.</p> <p>Furthermore, as a public body we must ensure we work with our communities to protect the long-term impact of our decisions in line with the Well-Being and Future Generations Act (2015) and the Environment Act (2021).</p> <p>We also consider upcoming legislative and policy change such as the introduction of Extended Producer Responsibility, Deposit Return schemes and the inclusion of Energy from Waste (EfW) being included in the Emissions Trading Scheme (ETS). All of which will impact the materials that we collect and ultimately the cost of disposal.</p>  |                    |        |                    |         |     |        |         |     |        |         |     |        |         |     |     |                |            |  |
| 1.03           | <p>As reported previously we are guided by the Welsh national waste strategy, Towards Zero Waste (2010) and the Beyond Recycling Strategy (2021), which is a strategy to make the circular economy in Wales a reality.</p> <p>The Welsh Government has set an overall zero waste target by 2050 and challenging reuse, composting, and recycling targets for Councils in the interim.</p> <p>The current recycling rate in Flintshire of 61.51% (2022/23) is well below the level required to achieve current (64%) and future targets (70%+).</p> <p>The tables show our performance over the last three years, where we have continually missed the target, and shows that the future target of 70% needs to be achieved in 2024/25.</p> <table border="1" data-bbox="244 1839 1422 2063"> <thead> <tr> <th>Year</th> <th>Target</th> <th>Actual Performance</th> </tr> </thead> <tbody> <tr> <td>2020/21</td> <td>64%</td> <td>63.98%</td> </tr> <tr> <td>2021/22</td> <td>64%</td> <td>60.08%</td> </tr> <tr> <td>2022/23</td> <td>64%</td> <td>61.51%</td> </tr> <tr> <td>2023/24</td> <td>64%</td> <td>TBC</td> </tr> <tr> <td><b>2024/25</b></td> <td><b>70%</b></td> <td></td> </tr> </tbody> </table> | Year               | Target | Actual Performance | 2020/21 | 64% | 63.98% | 2021/22 | 64% | 60.08% | 2022/23 | 64% | 61.51% | 2023/24 | 64% | TBC | <b>2024/25</b> | <b>70%</b> |  |
| Year           | Target   | Actual Performance |        |                    |         |     |        |         |     |        |         |     |        |         |     |     |                |            |  |
| 2020/21        | 64%  | 63.98%             |        |                    |         |     |        |         |     |        |         |     |        |         |     |     |                |            |  |
| 2021/22        | 64%  | 60.08%             |        |                    |         |     |        |         |     |        |         |     |        |         |     |     |                |            |  |
| 2022/23        | 64%  | 61.51%             |        |                    |         |     |        |         |     |        |         |     |        |         |     |     |                |            |  |
| 2023/24        | 64%  | TBC                |        |                    |         |     |        |         |     |        |         |     |        |         |     |     |                |            |  |
| <b>2024/25</b> | <b>70%</b>   |                    |        |                    |         |     |        |         |     |        |         |     |        |         |     |     |                |            |  |

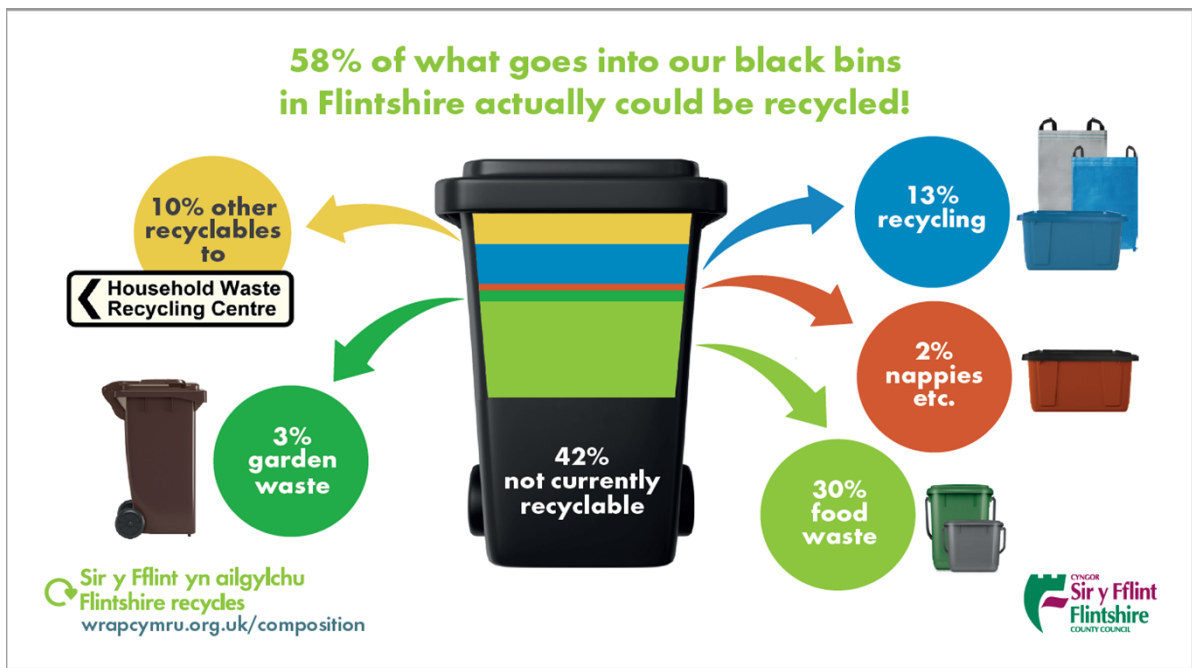
1.04 The Waste (Wales) Measure (2010) made the targets for reuse, recycling and composting statutory from 2012-13. This status allows Welsh Government to levy financial penalties against Councils that fail to achieve them. The statutory targets are weight based and have increased gradually over time.

We have continually reported that the Council faces significant fines for not achieving the statutory recycling targets for 2021/22 and 2022/23. These fines for missing the targets over the two years equate to circa £1M.

The targets increase further from 1 April 2024 and the Council faces further fines per annum on current recycling levels which could exceed £1M annually.

1.05 On review of our Waste Strategy in early 2023 officers made it explicitly clear that without significant service changes we were unlikely to achieve the statutory targets in future years due to the high volumes of recyclable items being placed in the residual waste bin that could have been collected via the weekly recycling collection service or at the household recycling centres (HRCs).

The pictorial diagram below shows the latest compositional analysis from 2022 of this waste and the percentage of waste that could have been diverted to recycling:



This information shows us that despite providing a comprehensive weekly recycling collection service, supported by additional provision at five household recycling centres (HRCs), that a number of residents are choosing to place these valuable materials into the residual waste bin where they are then lost and cost the authority a significant amount of money for disposal.

Using data from 2022/23, to achieve the 70% recycling target, we need to divert 7,600 tonnes of material from the residual waste stream to the existing kerbside recycling services or HRCs.

The compositional analysis shows 13,410 tonnes of material in the residual waste bin that could have been recycled using the existing services and, of this, 6,940 tonnes was food waste. The following table summarises the materials found in the black bin.

| Materials                        | % of Kerbside Residual | Mass of Materials (t) |
|----------------------------------|------------------------|-----------------------|
| Food Waste                       | 30%                    | 6,940                 |
| Dry Recycling                    | 13%                    | 3,010                 |
| Other Recycling                  | 10%                    | 2,310                 |
| Garden Waste                     | 3%                     | 690                   |
| Absorbent Hygiene Products (AHP) | 2%                     | 460                   |

The remaining 42%, 9,710 tonnes, is none recyclable waste that was correctly presented in the residual waste bin.

The disposal of residual waste costs the Council £3.4m a year, as well as creating the previously mentioned risk of an infraction fine. If we stopped disposing of enough residual waste to meet the 70% target (7,600T) this would reduce the Council's spend on residual waste disposal by over £890,000. This would result in additional costs for the disposal of some recyclable items (e.g. food, wood, rubble); however, these are considerably less costly than residual waste.

Due to the current risk of infraction fines and inability to achieve statutory targets this has been highlighted as a strategic risk rated red for the Authority.

1.06 Following the waste strategy review in early 2023, and the recommendations put forward to introduce an operating model that could result in achieving the 70% target in 2024/25 (restricting the capacity of waste that could be disposed of in the residual waste bin), Cabinet made the decision not to make any changes to the Waste Strategy, but to appeal to residents to increase their recycling and undertake a further period of monitoring to see if rates could be achieved through education and enforcement alone.

An action plan, including this approach along with other opportunities such as finding a recycling solution for some hard to recycle wastes such as absorbent hygiene products (AHP), was presented to the Minister for Climate Change for consideration in deciding whether to levy a fine. This action plan was not accepted by the Minister as being sufficient to give assurance of the Council's approach and commitment in meeting the current and future targets.

Further work was requested by the Minister for the Authority to provide a realistic and evidenced based action plan and Resource and Waste Strategy.

1.07 Despite the Minister not accepting the action plan presented by the Council, several interventions were still progressed through the period of monitoring requested by Cabinet. These included:

**Engagement and Education** - more than thirty engagement events took place over the summer months in 2023 which included attendance at local fayres and festivals, community engagement events, door knocking exercises, presentations to community groups. Participation and engagement at these events were well received; however, their impact is difficult to quantify. Leaflets in multiple languages were developed to improve engagement and understanding of our services with those in our communities who do not have Welsh or English as a main language. A leaflet was distributed to all residents with the council tax bill to inform them of the recycling performance, the risk of infraction fines and a plea to engage with the

recycling service. Other local and national campaigns were promoted such as the Be Mighty. Recycle food waste campaign.

**Enforcement** - enforcement of excess waste presentation was reinforced ensuring the no side waste presentation and fully closed black bin lid procedure was monitored. This resulted in 1,693 first stage letter (informative/engagement) being issued, 159 Section 46 Notices being issued, and two Fixed Penalty Notices being issued for continued non-conformance. This demonstrated short term improvement with residents identified.

**Participation** - in late September (2023) recycling participation studies were undertaken of a select number of properties over the six days of the working week to establish engagement with the service. The resident participation in the weekly service was:

| Waste Type   | Recycling Presentation Rate<br>(3,289 properties) |
|--------------|---|
| Glass        | 10-20%  |
| Paper/Card   | 36-61%  |
| Plastic/Tins | 36-68%  |
| Food Waste   | 17-32%  |

This information showed that there was still low customer participation in the weekly recycling collection service, specifically food waste and glass recycling.

**Larger Bin Requests** - properties where six or more people reside can request a larger bin if they can demonstrate that they utilise the recycling collection service fully. Of those assessed in the last few months of 2023, 92% of applicants were refused the larger bin due to having excess recycling in the black bin. Those residents were supported to utilise the weekly recycling service to it's fullest so that they did not have excess waste and so could manage with the existing bin size.

**AHP Recycling** - the recycling of absorbent hygiene products (AHP) has been explored following introduction of the collection service in 2022 utilising Welsh Government capital funding to set up the service. The recycling potential for this product is minimal and the calculated recycling benefit is estimated to be just 0.34% (high estimate) based on tonnages collected and that identified through the compositional analysis. Due to cost limitations and the recycling benefit already obtained through EfW, it is not realistic to introduce this service to achieve 70% recycling. The benefit to AHP collection is to remove odorous waste stream from the residual waste bin by collecting it on a weekly basis.

**Staff Resilience** - in July 2023 Cabinet approved the recruitment of three additional Recycling, Compliance and Data officers to supplement the existing two positions. The recruitment has taken place with new officers undertaking training to deliver the commitments detailed in the strategy. The position of Waste Strategy Manager has also been filled following a protracted recruitment exercise.

**Recycling Data** - following adoption of these initiatives there has been no significant improvement in the tonnages of recycling collected, as shown in the table below. The boxes highlighted red show a negative change in tonnages collected in comparison to the year previous, the boxes highlighted green show a positive change.

|                           | Residual Waste | Plastics/Tins | Paper/Cardboard | Food    | Glass   | Garden Waste |
|---------------------------|----------------|---------------|-----------------|---------|---------|--------------|
| 2022                      | 13150.39       | 1906.20       | 2716.96         | 2475.09 | 2693.75 | 5843.88      |
| 2023                      | 13322.17       | 1722.40       | 3020.90         | 2393.56 | 2602.45 | 7288.06      |
| <b>Tonnage Difference</b> | +171.78        | -183.80       | 303.94          | -81.52  | -91.30  | 1444.18      |

1.08 The Minister has yet to decide whether to impose any fines for 2021/2022 and 2022/2023 and is also monitoring Flintshire’s performance in 2023/2024 closely. In arriving at a decision, the Minister has stipulated that the Council must be committed to improving its performance to achieve the statutory minimum targets which is of fundamental importance and the plan needs to be credible, in terms of the actions proposed and the commitment from the Authority in place to deliver them.

Since that time, dialogue with the Minister for Climate Change and senior Welsh Government officials has led to the development of a new Resource and Waste Strategy to demonstrate an evidence led strategic approach to address the performance of the Authority and mitigate against the risk of fines.

Whilst reviewing the Authority’s performance and seeking to develop the action plan, the following challenges have been identified:

- Reducing budgets and accessible funding
- Instilling long term behavioural change of our residents
- Political support
- Reducing residual waste arisings
- Encouraging use of the food waste recycling service
- Increasing all recycling streams
- Providing opportunities for increased reuse of items
- Providing effective recycling services to flats and houses of multiple occupancy (HMOs)
- Bridging barriers to utilising the service (accessibility, storage, containers)
- Finding sustainable recycling outlets for some waste items (carpets, AHP, flexible plastics)
- Procurement of sustainable disposal outlets
- Our waste infrastructure capacity
- Staff resilience, retention, and recruitment
- Changing legislation (workplace recycling/deposit return scheme/extended producer responsibility)

1.09 WRAP and Local Partnerships have been assisting officers to review the Council’s current waste strategy for opportunities for improvement and efficiency. The scope of the work being undertaken has been split into four workstreams which include:

- Workstream 1: Waste Strategy – To provide an evidence-based plan to Welsh Government on developing a strategy to reach 70% recycling.
- Workstream 2: Infrastructure – A review of the current infrastructure and plans to map against service and strategy requirements.
- Workstream 3: Decarbonisation of Fleet – Review of future electric fleet requirements to align with infrastructure review.



- Workstream 4: Workplace Recycling – A review of trade collections with a view to ensure compliance with new regulations in April 2024.

### **Workstream One**

Workstream one began in the summer of 2023 with a full review of the Council's existing Waste Strategy, which has been assessed together with Welsh Government policy and statutory recycling targets to ensure that the Council's aspirations for delivering an effective and efficient strategy aligned with national standards. To facilitate this review several sub-workstreams have been taking place to gather a comprehensive understanding of the current strategic and operational position, these include:

- Existing waste strategy review
- Identifying challenges to overcome.
- Reviewing previous political decisions
- Recycling performance and data review
- Operational review and efficiency (kerbside collections and HRCs)
- Recycling and waste tonnage and collection round modelling
- Staff resource and resilience

This workstream is now concluding with the production of a draft Resource and Waste Strategy which will guide the service through the next six years to 2030.

1.10

### **Resource and Waste Strategy**

The Resource and Waste Strategy has been designed to be succinct, easy to read and accessible to help our residents engage with the service, its priorities and hold the Council accountable for achieving its set objectives, national recycling targets and minimising the risk of infraction fines.

The strategy begins by setting out the Council's vision:

*“Our vision is to lead Flintshire towards a circular economy, maximise our resource efficiency, minimise waste and work collaboratively with our communities to take collective environmental responsibility. Through an effective resource and waste strategy, we aim to safeguard the well-being of current and future generations, support the local economy and reduce our impact on climate change.”*

Then setting eight clear objectives:

- 1) To be a net carbon zero Council by 2030 and support wider decarbonisation actions across the County;
- 2) Prioritise waste minimisation through proactive engagement with our communities;
- 3) Increase reuse and repair through partnership with third sector organisations;
- 4) Achieve Welsh Government targets to reuse, recycle and compost over 70% of the waste we collect;
- 5) To provide efficient, innovative, and cost-effective services;
- 6) Meet budgetary requirements and avoid fines;
- 7) To invest in our infrastructure to future proof services to accommodate service growth;
- 8) Utilise proportionate and effective enforcement for non-conformance.

It then goes on the present global, national, and local context that the Strategy sits within. The Strategy has been developed in line with the waste hierarchy, supporting the principles of waste prevention and minimisation, supporting re-use, recycling and finally residual recovery and landfill for items not suitable for re-use or

|      |  |
|------|--|
|      | <p>recycling. The Strategy also outlines the drivers for change so that our residents are fully informed as to why there is a need to implement a Strategy focusing on recycling performance, infraction fines and waste compositional analysis.</p>   |
| 1.11 | <p>To achieve our objectives, there are five priorities that set out what we want to achieve and how these will be achieved. The priorities are:</p> <p><b>Priority 1: Waste Minimisation and Reuse</b><br/>Our priority is to reduce overall waste arisings within Flintshire and increase the amount we reuse to avoid disposal. Our approach will be focused on helping residents and businesses reduce the amount of waste they produce and enabling better reuse of items.</p> <p><b>Priority 2: Increase Recycling</b><br/>We need to increase our recycling rate to 70% and beyond by 2024/25 to ensure that we meet Welsh Government targets, avoid materials being needlessly discarded, promote a circular economy, meet net zero carbon targets and avoid financial penalties.</p> <p><b>Priority 3: Decarbonisation</b><br/>We have committed to be a net carbon zero Council by 2030 and supporting wider decarbonisation actions across the County.</p> <p><b>Priority 4: Infrastructure</b><br/>Delivering effective and efficient recycling services, that maintain the quality of the materials collected and ensure the capability of accommodating increases in future growth requires robust infrastructure to be in place.</p> <p><b>Priority 5: Enforcement</b><br/>We want to ensure that we make reducing, reusing, and recycling household waste as easy and as accessible as possible. We will continue to support residents on their recycling journey, but we will also deliver fair and robust enforcement of waste policies and illegal activities such fly tipping, where necessary</p> |
| 1.12 | <p><b>Strategy Focus</b><br/>The focus of the Resource and Waste Strategy is to support our residents and communities to avoid waste and promote and enable the reuse or repair of valuable materials and avoid disposal. Where it is not possible to reduce, reuse or repair items, then the strategy aims to enable residents to recycle as much of their waste as possible and make it easier to recycle a wider variety of materials. Disposal, through energy recovery, is the last resort for any materials that cannot be reused, repaired or recycled.</p> <p>Supporting our residents and communities to minimise waste produced, repair and reuse or recycle while embedding long term behaviour change is core to our Resource and Waste Strategy.</p> <p>This aligns in with our Council Plan 2023/28 priority Circular Economy, sitting in the Green Society and Environment theme, where we have committed to:</p> <ul style="list-style-type: none"> <li>• Achieving Welsh Government recycling targets</li> <li>• Developing a Recycling Waste Transfer Station for the deposit and processing of recyclable materials</li> <li>• Promoting the option to reuse and repair unwanted items at Household Recycling Centres by partnering with local charities or social enterprises.</li> </ul>  |

|      |  |
|------|--|
|      | <ul style="list-style-type: none"> <li>• Working in partnership, to actively support and engage with community led groups by developing recycling initiatives.</li> </ul> <p>The engagement and support of elected members is crucial in shaping the policies and procedures that will be necessary to support the delivery of the new Resource and Waste Strategy. Several members workshops have taken place over the years, explaining how the waste and recycling services operate, highlighting the statutory targets and what we need to do to achieve these, including the impact of failing to meet them. These sessions have proven fundamental in developing Council's strategy in the past.</p>   |
| 1.13 | <p><b>Strategy Consultation and Outcomes</b></p> <p>We cannot make the required changes alone and a collective effort is required. It was important that Members, residents, and our communities had the opportunity to shape proposals and therefore we undertook a consultation on a draft Resource and Waste Strategy to ensure that our objectives aligned with our service uses needs and priorities and expectations.</p> <p>The consultation took place over a period of six weeks from 1st December 2023 until 12th January 2024. The consultation took the form of a short online survey with set questions focused on the objectives and actions of the strategy. Where access to the online survey was not possible, paper surveys were provided and available. The questions asked are detailed in <b>Appendix 1</b></p> <p>To deliver the consultation to as many key stakeholders as possible several communication channels were utilised to raise as much awareness as possible. These included, but were not limited to:</p> <ul style="list-style-type: none"> <li>• Designated webpage detailing purpose of the consultation, a copy of the draft report and link to the online survey (+19,000 views)</li> <li>• An online survey</li> <li>• Engagement events at Connects Centres/libraries.</li> <li>• Press release and social media campaign</li> <li>• Promotion at the household recycling centres (HRCs)</li> <li>• Promotion via GovDelivery email service (c.30,000 subscribers)</li> <li>• Briefings for MPs/MSs/Town and Community Councils.</li> <li>• Workshops for Elected Members</li> <li>• Briefings for Elected Members</li> </ul> |
| 1.14 | <p><b>Consultation Responses</b></p> <p>A total of 5,333 responses to the online survey were received which demonstrates the interest and importance this strategy has within our community. The responses received for each question posed are detailed in <b>Appendix 2</b></p> <p>There was strong support for majority of the questions asked with most finding the objectives Very Important/Important or Strongly agree/Agree with our proposed actions. There were three questions which received split views, these were on the following actions:</p> <ul style="list-style-type: none"> <li>• Support residents to restrict the amount of residual waste that can be disposed of in the black bin to encourage greater recycling by either reducing the frequency of collections or reducing the capacity (size) of the black bin.</li> <li>• Introduce a 'no recycling in residual waste' policy at the household recycling centres to maximise recycling.</li> <li>• Take enforcement action against those who do not recycle correctly and those</li> </ul>   |

|      |   |
|------|---|
|      | <p>who do not recycle at all.</p> <p>(These responses are detailed in question 7, <b>Appendix 2</b>)</p> <p>While there were varied views as to whether these measures would help our residents recycle more, each one of these actions is key to achieving deliverability of five of the objectives that were strongly supported; namely:</p> <ul style="list-style-type: none"> <li>• To be a net zero carbon Council by 2030 and support wider decarbonisation actions across the County</li> <li>• Prioritise waste minimisation through proactive engagement with our communities.</li> <li>• Achieve Welsh Government targets to reuse, recycle and compost over 70% of the waste we collect.</li> <li>• To provide efficient, innovative, and cost-effective services.</li> <li>• Meet budgetary requirements and avoid fines.</li> <li>• Utilise proportionate and effective enforcement for non-conformance.</li> </ul> <p>Due to their significance in achieving our overall aims, these actions have been retained in the strategy.</p>                    |
| 1.15 | <p>When asked ‘are there ‘any barriers preventing you from sorting your waste and recycling’ 30.7% of the respondents answered yes, with an option to provide further detail. This showed that the three main barriers were:</p> <ul style="list-style-type: none"> <li>• I don’t have enough space to store all the recycling containers needed.</li> <li>• I’m unsure about what I can and cannot recycle.</li> <li>• I don’t have all the containers I need.</li> </ul> <p>(These responses are detailed in question 10 &amp; 11, <b>Appendix 2</b>)</p> <p>This feedback has allowed us to further understand why there may have been lack of support for the initiatives detailed in section 1.14 and what may prevent our residents from maximising the use of our recycling collection service. Actions to overcome and support residents to reduce these barriers are now included in the actions of the strategy and will support them in being able to any future service change.</p>   |
| 1.16 | <p>Further to the set question asked in the consultation, further opportunity was given for respondents to provide more detail and context to their responses. These responses have been reviewed and categorised so that they can support informing the final strategy. <b>Appendix 3</b> details out the themes of the responses which are separated to three categories.</p> <p><b>Green:</b> Comments that relate to areas of focus or suggestions that were already included in the draft Resource and Waste Strategy. This demonstrates that the strategy aligned well with residents’ expectations.</p> <p><b>Amber:</b> Comments that relate to areas of focus or suggestions that hadn’t been included in the draft Resource and Waste Strategy, have now been considered. This demonstrates the value or, and positive feedback from, the public consultation.</p> <p><b>Red:</b> Comments that relate to areas of focus or suggestions that we know we won’t be implementing due to their impacts being in conflict to the objectives of the strategy.</p> |

|      |  |
|------|--|
|      | <p>Where comments or suggestion have not been included in the strategy then a frequently asked question (FAQ) document will be produced informing respondents why it has not been possible to include their suggestions.</p> <p><b>Appendix 4</b> details the sections of the final strategy that were amended following review of the consultation returns.</p>   |
| 1.17 | <p>The final draft Resource and Waste Strategy for consideration can be viewed in <b>Appendix 5</b></p> <p>Should this Strategy be adopted then it is proposed that a further report be brought to Cabinet in June outlining the Council's transition to a restricted capacity residual waste collection model as committed to in priority two of the Strategy. This action is fundamental in achieving the statutory recycling target of 70% and will be the first action to implement if the Strategy is adopted.</p> <p>Furthermore, the Strategy will be presented to the Minister for Climate Change for consideration along with a detailed action plan for its implementation to continue our journey to 70% recycling.</p> |

|             |  |
|-------------|--|
| <b>2.00</b> | <b>RESOURCE IMPLICATIONS</b>   |
| 2.01        | The work is being supported by Local Partnerships and Waste Resources Action Programme (WRAP) Cymru.     |
| 2.02        | Recruitment of a Waste Strategy Manager and Recycling, Compliance and Data Officers has been undertaken. |

|             |   |  |           |   |            |  |             |  |
|-------------|---|--|-----------|---|------------|--|-------------|--|
| <b>3.00</b> | <b>IMPACT ASSESSMENT AND RISK MANAGEMENT</b>  |  |           |   |            |  |             |  |
| 3.01        | <p>A full Integrated Impact Assessment has been undertaken on the Resources and Waste Strategy and has assisted in informing the following:</p> <p><b>Ways of Working (Sustainable Development) Principles Impact</b></p> <table border="1"> <tr> <td>Long-term</td> <td>The proposals will drive improvements to recycling performance and achieving a Circular Economy. Through proactive engagement and education, we will drive behavioural change. Reducing the Council's carbon emissions to support the climate change agenda for future generations.</td> </tr> <tr> <td>Prevention</td> <td>The proposals will help prevent the increasing amounts of waste generated and therefore reduce the Council carbon footprint. Wastes that are odour or perceived as unhygienic in nature will be collected most frequently to minimise impact on our residents.</td> </tr> <tr> <td>Integration</td> <td>Through the provision of positive engagement in multi languages we ensure inclusion of all within our communities with our services. Reviewing and updating our assisted waste</td> </tr> </table> |  | Long-term | The proposals will drive improvements to recycling performance and achieving a Circular Economy. Through proactive engagement and education, we will drive behavioural change. Reducing the Council's carbon emissions to support the climate change agenda for future generations. | Prevention | The proposals will help prevent the increasing amounts of waste generated and therefore reduce the Council carbon footprint. Wastes that are odour or perceived as unhygienic in nature will be collected most frequently to minimise impact on our residents. | Integration | Through the provision of positive engagement in multi languages we ensure inclusion of all within our communities with our services. Reviewing and updating our assisted waste |
| Long-term   | The proposals will drive improvements to recycling performance and achieving a Circular Economy. Through proactive engagement and education, we will drive behavioural change. Reducing the Council's carbon emissions to support the climate change agenda for future generations.   |  |           |   |            |  |             |  |
| Prevention  | The proposals will help prevent the increasing amounts of waste generated and therefore reduce the Council carbon footprint. Wastes that are odour or perceived as unhygienic in nature will be collected most frequently to minimise impact on our residents.  |  |           |   |            |  |             |  |
| Integration | Through the provision of positive engagement in multi languages we ensure inclusion of all within our communities with our services. Reviewing and updating our assisted waste  |  |           |   |            |  |             |  |

|                                |   |   |
|--------------------------------|---|---|
|                                |   | process will ensure everyone in our community can engage with the services we provide.  |
|                                | Collaboration   | The proposal requires further work with Welsh Government, and partners, to find sustainable solutions for nonrecyclable materials. Working collaboratively with businesses, third sector, schools and charities to deliver objectives.  |
|                                | Involvement   | Improved engagement with Flintshire residents, businesses, schools, third sector and charities to ensure they understand their responsibilities and ensure waste minimisation, reuse and recycling before disposal. Through the provision of positive engagement in multi languages we ensure inclusion of all within our communities with our services. Reviewing and updating our assisted waste process will ensure everyone in our community can engage with the services we provide. |
| <b>Well-being Goals Impact</b> |   |   |
|                                | Prosperous Wales  | Positive – improving waste minimisation, reuse and recycling of recycling materials resulting in world leaders in recycling performance   |
|                                | Resilient Wales   | Positive – Less demand for raw materials, promoting Circular Economy. Decarbonising our infrastructure and providing county-based disposal solutions.   |
|                                | Healthier Wales   | Positive – reducing vehicle movements and emissions and allowing for the responsible management of controlled waste   |
|                                | More equal Wales  | No impact   |
|                                | Cohesive Wales  | Positive – building community engagement with residents, businesses, third sector, schools and charities to deliver objectives.   |
|                                | Vibrant Wales   | Positive – improving waste minimisation, reuse and recycling of recycling materials and working towards carbon reduction  |
|                                | Globally responsible Wales  | Positive - reducing the reliance on the extraction of raw materials and destruction of natural habitats and ecosystems by the reprocessing of recyclable materials. By eliminating, minimising, reusing or recycling waste materials we will reduce carbon emissions.   |
| 3.02                           | We are highly unlikely to achieve the statutory recycling targets without making significant changes to improve recycling performance and reduce the amount of waste in the residual waste bin.   |   |
| 3.03                           | The risk of not achieving the statutory recycling targets could result in a significant financial penalty for the Council (£200 for every tonne not recycled) if Welsh Government were to choose to levy the infraction fines. This equates to £1M for failing to achieve the targets in 2021/2022 and 2022/2023, and potentially in excess of £1M per annum from 2024/25, for which there is no available budget and would equate to a 1% rise in Council Tax. |   |

|      |   |
|------|---|
| 3.04 | The disposal of residual waste costs the Council £3.4m a year, as well as creating the previously mentioned risk of an infraction fine. If we stopped disposing of enough residual waste to meet the 70% target (7,600T) this would reduce the Council's spend on residual waste disposal by over £890,000. This would result in additional costs for the disposal of some recyclable items (e.g. food, wood, rubble); however, these are considerably less costly than residual waste. |
| 3.05 | The lack of appetite by our customers to improve recycling performance and implement changes could result in the loss of the Sustainable Waste Management Grant from Welsh Government to invest in Flintshire. The value of this grant to Flintshire is currently £0.742m.  |
| 3.06 | Negative public impression of the service will be managed through positive and proactive engagement which is a key theme through each of the priorities within the strategy.  |

|             |   |
|-------------|---|
| <b>4.00</b> | <b>CONSULTATIONS REQUIRED</b>   |
| 4.01        | Deputy Leader of the Council and Cabinet Member for Streetscene and Regional Transport Strategy |
| 4.02        | Flintshire residents  |
| 4.03        | Elected members   |
| 4.04        | Town and Community Councils   |
| 4.05        | Members of the Senedd   |
| 4.06        | Members of Parliament   |
| 4.07        | Flintshire County Council officers and employees  |
| 4.08        | Groups with protected characteristics   |

|             |  |
|-------------|--|
| <b>5.00</b> | <b>APPENDICES</b>  |
| 5.01        | Appendix 1 - Resource and Waste Strategy - Consultation questions          |
| 5.02        | Appendix 2 - Resource and Waste Strategy - Consultation question responses |
| 5.03        | Appendix 3 - Consultation Comment Synopsis and Consideration               |
| 5.04        | Appendix 4 - Strategy Amendments Post Consultation                         |
| 5.05        | Appendix 5 - Draft Resource and Waste Strategy                             |

|             |  |
|-------------|--|
| <b>6.00</b> | <b>LIST OF ACCESSIBLE BACKGROUND DOCUMENTS</b> |
| 6.01        | <a href="#">Towards Zero Waste</a>             |

|  |   |
|--|---|
|  | <a href="#">Municipal Waste Sector Plan - Collections blueprint</a><br><a href="#">Beyond Recycling Strategy</a><br><a href="#">Climate Change Strategy</a><br><a href="#">Council Plan</a> |
|--|---|

|             |   |
|-------------|---|
| <b>7.00</b> | <b>CONTACT OFFICER DETAILS</b>  |
| 7.01        | <b>Contact Officer:</b> Ruth Tulley, Regulatory Services Manager<br><b>Telephone:</b> 01352 704796<br><b>E-mail:</b> <a href="mailto:ruth.tulley@flintshire.gov.uk">ruth.tulley@flintshire.gov.uk</a> |

|             |  |
|-------------|--|
| <b>8.00</b> | <b>GLOSSARY OF TERMS</b>   |
| 8.01        | <p><b>Extended Producer Responsibility</b> policy approach aimed at shifting the responsibility for managing end-of-life products, including their disposal and recycling, from the consumer to the producer.</p> <p><b>Deposit Return Scheme</b> a system designed to encourage the return and recycling of beverage containers, typically plastic bottles, glass bottles, and aluminium cans.</p> <p><b>Emissions Trading Scheme</b> an approach used to control pollution by providing economic incentives for reducing emissions of pollutants into the atmosphere.</p> <p><b>Energy from Waste</b> the process of generating energy, typically in the form of electricity and/or heat, from the combustion of waste materials.</p> <p><b>Residual Waste</b> Materials that remain following efforts to reduce. Reuse, recycle or compost. Commonly known as 'general waste' or 'black bin waste'.</p> <p><b>Kerbside Collections</b> the collection of recycling and waste from residential properties</p> <p><b>Household Recycling Centres</b> Waste disposal centres where residents can dispose of domestic waste and recycling items that are not collected at the Kerbside.</p> <p><b>Net Zero</b> The balance between the amount of greenhouse gases being produced and the amount that are being removed from the atmosphere.</p> <p><b>Circular Economy</b> Extending the life cycle of products by reusing, regenerating, sharing, repairing, and recycling existing materials.</p> <p><b>Waste Composition</b> The types and volumes of materials found in a waste stream.</p> <p><b>Resources</b> Materials, such as glass, plastic, paper fibres, that can be utilised to produce new items.</p> <p><b>Infraction fine</b> a financial penalty imposed by government for not meeting statutory recycling targets</p> |



## Appendix 1

Resource and Waste Strategy Consultation Questions (as presented in the online questionnaire)

### 1. Introduction

Flintshire County Council supports the declarations made by Welsh Government for the Public Sector to become net zero by 2030. The Council has a clear Climate Change Strategy, which sets key aims and actions for creating a carbon neutral organisation. Reducing the consumption of raw materials and increasing reuse and recycling to save precious resource is a key part of reaching net zero.

Our vision is to lead Flintshire towards a circular economy, maximise our resource efficiency, minimise waste and work collaboratively with our communities to take collective environmental responsibility. Through an effective resource and waste strategy, we aim to safeguard the well-being of current and future generations, support the local economy and reduce our impact on climate change.

In Flintshire, we currently recycle 61.51% of our waste, but we need to reach 70% by 2025 to meet Welsh Government's recycling target, or we may be charged a heavy fine of around £1.13 million for failing to reach these targets in 2021/2022 and 2022/2023. We're also at risk of being charged similar fines in 2023/2024 and beyond.

In response to this we have produced a draft Resources and Waste Strategy which sets out our direction to reduce the waste we produce and exceed Welsh Government's statutory recycling targets.

We value your thoughts and are seeking your views on our proposals.

Deadline for response: 12 January 2024

For information about how we handle the information you give us [click here](#)

<https://www.flintshire.gov.uk/en/Resident/Council-and-Democracy/Online-and-offline-research-and-your-privacy.aspx>

## 2. Strategic Objectives

**We have identified the following strategic objectives:**

To be a net carbon zero Council by 2030 and support wider decarbonisation actions across the County.

Prioritise waste minimisation through proactive engagement with our communities.

Increase reuse and repair through partnership with third sector organisations.

Achieve Welsh Government targets to reuse, recycle and compost over 70% of the waste we collect.

To provide efficient, innovative, and cost-effective services.

Meet budgetary requirements and avoid fines.

To invest in our infrastructure to future proof services to accommodate service growth.

Utilise proportionate and effective enforcement for non-conformance.

### 3. About you and your household

#### 1. Your postcode

Please only provide the first part and the first number of the second part of your postcode  
e.g. CH7 6

Providing your postcode in this way will not identify you as an individual. \*

#### 2. Please tell us how many people live in your household. \*

1

2

3

4

5

6

If more than six please specify

#### 3. Sex

Male

Female

Other

Prefer not to say

#### 4. Please indicate your age by ticking the appropriate box: \*

16 - 24 years

25 - 34 years

35 - 44 years

45 - 54 years

55 - 64 years

65 - 74 years

75 and above

## 4. Overall objectives

### 5. How important do you think it is for us to...

|  | Very important | Important | Fairly important | Slightly important | Not important |
|--|----------------|-----------|------------------|--------------------|---------------|
| Be a net carbon zero Council by 2030 and support wider decarbonisation actions across the County |                |           |                  |                    |               |
| Prioritise waste minimisation through proactive engagement with our communities                  |                |           |                  |                    |               |
| Increase reuse and repair through partnership with third sector organisations.                   |                |           |                  |                    |               |
| Achieve Welsh Government targets to reuse, recycle and compost over 70% of the waste we collect  |                |           |                  |                    |               |
| Provide efficient, innovative, and cost-effective services.                                      |                |           |                  |                    |               |
| Meet budgetary requirements and avoid fines.   |                |           |                  |                    |               |
| Invest in our infrastructure to future proof services to accommodate service growth              |                |           |                  |                    |               |
| Utilise proportionate and effective enforcement for non-conformance.                             |                |           |                  |                    |               |



## 5. Waste minimisation and reuse

6. How far do you agree that the following changes or activities could help Flintshire residents to minimise, reduce, repair and reuse more?

|  | Very important | Important | Fairly important | Slightly important | Not important |
|--|----------------|-----------|------------------|--------------------|---------------|
| Use targeted campaigns to raise awareness of how residents can reduce and minimise waste and make it easier to reuse and repair items. |                |           |                  |                    |               |
| Promote places to donate/sell reusable items, such as online platforms or charities  |                |           |                  |                    |               |
| Support and promote community repair cafes   |                |           |                  |                    |               |
| Make minimising food waste a continuous targeted communication campaign  |                |           |                  |                    |               |
| Promote how our residents can avoid single use items   |                |           |                  |                    |               |
| Support residents to reduce the overall amount of waste generated per household  |                |           |                  |                    |               |

Do you have any additional suggestions?

## 6. Increasing the proportion and quality of material that is recycled.

In Flintshire, we currently recycle 61.51% of our waste, but we need to reach 70% by 2025 to meet Welsh Government's recycling target, or we may be charged a heavy fine of around £1.13 million for failing to reach these targets in 2021/2022 and 2022/2023. We're also at risk of being charged similar fines in 2023/2024 and beyond.

We have examined the contents of the black bins that we collect and have found that 58% of what has been placed in them could have been recycled. 30% of this is food waste that could otherwise have been recovered.

### 7. How far do you agree that the following changes or activities could help Flintshire residents to recycle more?

|   | Strongly agree | Agree | Undecided | Disagree | Strongly disagree |
|---|----------------|-------|-----------|----------|-------------------|
| Introduce measures to increase resident participation in our food waste recycling collections service                               |                |       |           |          |                   |
| Increase communication campaigns on what can be recycled, the benefits of recycling and helping people who may struggle to recycle. |                |       |           |          |                   |
| Introduce a new collection for your small electrical items, such as hairdryers, toasters and kettles                                |                |       |           |          |                   |
| Introduce a new collection for your textiles, such as clothing and shoes  |                |       |           |          |                   |
| Introduce a new collection for your plastic bags and wrapping   |                |       |           |          |                   |
| Review our kerbside recycling containers to ensure they are user friendly, have enough capacity and are safe for our crews.         |                |       |           |          |                   |
| Provide a comprehensive and   |                |       |           |          |                   |

Strongly agree    Agree    Undecided    Disagree    Strongly disagree

consistent recycling service to all flats and houses of multiple occupancy (HMOs).  
 Increase the use of technology to enhance the recycling service and minimise missed collections  
 Support residents to restrict the amount of residual waste that can be disposed of in the black bin to encourage greater recycling by either reducing the frequency of collections or reducing the capacity (size) of the black bin  
 Introduce a 'no recycling in residual waste' policy at the household recycling centres to maximise recycling  
 Take enforcement action against those who do not recycle correctly and those who do not recycle at all  
 Introduce additional enforcement powers to tackle waste crimes (e.g. fly tipping, not recycling, leaving bins out on the street)

Do you have any additional suggestions?

## 7. Promote decarbonisation of our services

### 8. How important do you think it is for us to...

Very important    Important    Fairly important    Slightly important    Not important

Communicate to our residents and businesses on how



Very important    Important    Fairly important    Slightly important    Not important

they can reduce their carbon footprint through waste reduction, reuse and recycling  
Enable our residents to reduce their carbon footprint by minimising waste production.  
Reduce the environmental impact of our fleet by transitioning to ultra-low emission vehicles (ULEV).  
Develop infrastructure that meets carbon net zero targets and enables our operations to decarbonise.

Do you have any additional suggestions?

## 8. Improve our infrastructure to future proof our services.

### 9. How important do you think it is for us to...

|   | Very important | Important | Fairly important | Slightly important | Not important |
|---|----------------|-----------|------------------|--------------------|---------------|
| Ensure the Council has full control of recyclable materials collected from households and businesses.               |                |           |                  |                    |               |
| Ensure our infrastructure has the capacity for future growth in tonnages  |                |           |                  |                    |               |
| Ensure our infrastructure has the capacity for future growth for introducing additional recyclable materials.       |                |           |                  |                    |               |
| Review the Council's current HRC provision to determine whether the current service provision should be maintained. |                |           |                  |                    |               |

## 9. Barriers to sorting waste and recycling

### 10. Are there any barriers preventing you from sorting your waste and recycling?

Yes

No

### 11. If you answered 'yes' to the question above, please tell us the barrier.

I don't have time to sort my waste.

I don't have enough space to store all the recycling containers needed.

Recycling is dirty and unhygienic.

I'm unsure about what I can and cannot recycle.

I don't have all the containers I need.

I don't know how to collect / order the containers I need to recycle my waste.

It doesn't make a difference whether I recycle or not.

Recycling isn't important to me / it isn't my priority.

Other (please specify):

## 10. About you ...?

Before you go we would like to ask you one or two more questions. We will not ask you for any information that will personally identify you.

The answers you give in this section will be used to help us understand how many people from different groups respond, for example how many women, men, young people, older people, disabled people etc.

### 12. How would you describe your Welsh Language skills?

Fluent

Moderate

Basic

None

### 13. Are you married or in a civil partnership?

Yes

No

Prefer not to say

Other (state if desired)

### 14. Sexual Orientation: Which of the following options best describes how you think of yourself?

Heterosexual - straight

Gay man

Gay woman - lesbian

Bisexual

Prefer not to say  
Other (state if desired)

**15. Has your gender identity changed from that assigned at birth?**

Yes  
No  
Prefer not to say

**16. How would you describe your national identity?**

Welsh  
English  
Scottish  
Northern Irish  
British  
Irish  
Prefer not to say  
Other (please describe)

**17. What is your ethnic group? Choose one option that best describes your ethnic group or background.**

White  
Gypsy or Irish Traveller  
Mixed – White / Black Caribbean  
Mixed - White / Asian  
Mixed - any other background  
Black - Caribbean  
Black - African  
Black - any other background  
Asian - Indian  
Asian -Bangladeshi

Asian - Pakistani  
Asian – Chinese  
Asian – other  
Any other ethnicity  
Prefer not to say  
Other (please describe)

**18. What is your religion?**

Christian (all denominations)  
Buddhist  
Muslim  
Jewish  
Hindu  
Sikh  
Aethist  
No religion  
Prefer not to say  
Other (state)

**19. Section 6(1) of the Equality Act 2010 states that a person has a disability if:**

- (a) That person has a physical or mental impairment, and**
- (b) The impairment has a substantial and long-term adverse effect on that person's ability to carry out normal day-to-day activities.**

**Using this definition, do you consider yourself to be disabled?**

Yes  
No  
Prefer not to say

**20. Do you look after or give help or support to family members, friends, neighbours or others because of either: long term physical or mental ill-health/impairment; or problems related to old age.**

Yes

No

Prefer not to say

## Appendix 2

### Resource and Waste Strategy Consultation – Question Responses

Question 1.

| Your postcode Please only provide the first part and the first number of the second part of your postcode e.g. CH7 6<br>Providing your postcode in this way will not identify you as an individual. |                  |                |
|---|------------------|----------------|
| Answer Choice   | Response Percent | Response Total |
| 1   | 100.0%           | 5333           |
| <i>answered</i>   |                  | <b>5333</b>    |
| <i>skipped</i>  |                  | <b>674</b>     |

Question 2.

| Please tell us how many people live in your household. |                  |                |
|--|------------------|----------------|
| Answer Choice  | Response Percent | Response Total |
| 1 1  | 17.4%            | 929            |
| 2 2  | 47.3%            | 2526           |
| 3 3  | 16.1%            | 860            |
| 4 4  | 14.3%            | 763            |
| 5 5  | 3.7%             | 195            |
| 6 6  | 0.9%             | 47             |
| 7 If more than six please specify                      | 0.3%             | 15             |
| <i>answered</i>  |                  | <b>5335</b>    |
| <i>skipped</i>   |                  | <b>672</b>     |

Question 3.

| Sex                 |                  |                |
|---------------------|------------------|----------------|
| Answer Choice       | Response Percent | Response Total |
| 1 Male              | 43.4%            | 2301           |
| 2 Female            | 51.3%            | 2724           |
| 3 Other             | 0.4%             | 23             |
| 4 Prefer not to say | 4.9%             | 259            |
| <i>answered</i>     |                  | <b>5307</b>    |
| <i>skipped</i>      |                  | <b>700</b>     |

Question 4.

| Please indicate your age by ticking the appropriate box: |               |                  |                |
|--|---------------|------------------|----------------|
| Answer Choice  |               | Response Percent | Response Total |
| 1  | 16 - 24 years | 0.4%             | 20             |
| 2  | 25 - 34 years | 4.1%             | 218            |
| 3  | 35 - 44 years | 11.6%            | 621            |
| 4  | 45 - 54 years | 19.2%            | 1024           |
| 5  | 55 - 64 years | 25.1%            | 1339           |
| 6  | 65 - 74 years | 25.1%            | 1337           |
| 7  | 75 and above  | 14.5%            | 775            |
| <b>answered</b>  |               |                  | <b>5334</b>    |
| <b>skipped</b>   |               |                  | <b>673</b>     |

Question 5.

| How Important do you think it is for us to... |  |                |           |                  |                    |               |                |
|---|--|----------------|-----------|------------------|--------------------|---------------|----------------|
| Answer Choice                                 |  | Very Important | Important | Fairly Important | Slightly Important | Not Important | Response Total |
| 1   | Be a net carbon zero Council by 2030 and support wider decarbonisation actions across the County | 1892           | 1397      | 848              | 394                | 382           | 4913           |
| 2   | Prioritise waste minimisation through proactive engagement with our communities                  | 2233           | 1585      | 682              | 249                | 160           | 4909           |
| 3   | Increase reuse and repair through partnership with third sector organisations.                   | 2180           | 1636      | 698              | 228                | 152           | 4894           |
| 4   | Achieve Welsh Government targets to reuse, recycle and compost over                              | 2248           | 1468      | 669              | 258                | 254           | 4897           |



|                 |   |      |      |     |     |     |             |
|-----------------|---|------|------|-----|-----|-----|-------------|
|                 | 70% of the waste we collect   |      |      |     |     |     |             |
| 5               | Provide efficient, innovative, and cost-effective services.                         | 3197 | 1300 | 288 | 63  | 46  | 4894        |
| 6               | Meet budgetary requirements and avoid fines.  | 2689 | 1461 | 477 | 154 | 104 | 4885        |
| 7               | Invest in our infrastructure to future proof services to accommodate service growth | 2506 | 1699 | 491 | 108 | 68  | 4872        |
| 8               | Utilise proportionate and effective enforcement for non-conformance.                | 1599 | 1509 | 982 | 374 | 415 | 4879        |
| <b>answered</b> |   |      |      |     |     |     | <b>4917</b> |
| <b>skipped</b>  |   |      |      |     |     |     | <b>1090</b> |

Question 6.

| <b>How far do you agree that the following changes or activities could help Flintshire residents to minimise, reduce, repair and reuse more?</b> |  |                       |                  |                         |                           |                      |                       |
|--|--|-----------------------|------------------|-------------------------|---------------------------|----------------------|-----------------------|
| <b>Answer Choice</b>   |  | <b>Very Important</b> | <b>Important</b> | <b>Fairly Important</b> | <b>Slightly Important</b> | <b>Not Important</b> | <b>Response Total</b> |
| 1  | Use targeted campaigns to raise awareness of how residents can reduce and minimise waste and make it easier to reuse and repair items. | 1674                  | 1696             | 788                     | 282                       | 224                  | 4664                  |
| 2  | Promote places to donate/sell reusable items, such as online platforms or charities  | 2016                  | 1623             | 625                     | 219                       | 180                  | 4663                  |
| 3  | Support and promote community repair cafes   | 1680                  | 1599             | 855                     | 287                       | 232                  | 4653                  |
| 4  | Make minimising food waste a continuous targeted   | 1899                  | 1497             | 729                     | 296                       | 235                  | 4656                  |

|                 |   |      |      |     |     |     |             |
|-----------------|---|------|------|-----|-----|-----|-------------|
|                 | communication campaign  |      |      |     |     |     |             |
| 5               | Promote how our residents can avoid single use items                            | 1633 | 1604 | 817 | 337 | 260 | 4651        |
| 6               | Support residents to reduce the overall amount of waste generated per household | 1985 | 1557 | 661 | 245 | 204 | 4652        |
| <b>answered</b> |   |      |      |     |     |     | <b>4669</b> |
| <b>skipped</b>  |   |      |      |     |     |     | <b>1338</b> |

Question 7.

| <b>How far do you agree that the following changes or activities could help Flintshire residents to recycle more?</b> |   |                       |              |                  |                 |                          |                       |
|---|---|-----------------------|--------------|------------------|-----------------|--------------------------|-----------------------|
| <b>Answer Choice</b>  |   | <b>Strongly agree</b> | <b>Agree</b> | <b>Undecided</b> | <b>Disagree</b> | <b>Strongly disagree</b> | <b>Response Total</b> |
| 1   | Introduce measures to increase resident participation in our food waste recycling collections service                               | 1622                  | 1637         | 736              | 290             | 171                      | 4456                  |
| 2   | Increase communication campaigns on what can be recycled, the benefits of recycling and helping people who may struggle to recycle. | 2087                  | 1757         | 345              | 172             | 101                      | 4462                  |
| 3   | Introduce a new collection for your small electrical items, such as hairdryers, toasters and kettles                                | 2070                  | 1586         | 454              | 252             | 104                      | 4466                  |
| 4   | Introduce a new collection for your textiles, such as clothing and shoes  | 2007                  | 1567         | 501              | 278             | 113                      | 4466                  |
| 5   | Introduce a new collection for  | 2306                  | 1356         | 446              | 244             | 113                      | 4465                  |

|    |   |      |      |      |     |      |      |
|----|---|------|------|------|-----|------|------|
|    | your plastic bags and wrapping  |      |      |      |     |      |      |
| 6  | Review our kerbside recycling containers to ensure they are user friendly, have enough capacity and are safe for our crews.   | 2879 | 1193 | 243  | 98  | 60   | 4473 |
| 7  | Provide a comprehensive and consistent recycling service to all flats and houses of multiple occupancy (HMOs).  | 2144 | 1621 | 586  | 52  | 56   | 4459 |
| 8  | Introduce a new collection for your plastic bags and wrapping   | 2306 | 1356 | 446  | 244 | 113  | 4465 |
| 9  | Support residents to restrict the amount of residual waste that can be disposed of in the black bin to encourage greater recycling by either reducing the frequency of collections or reducing the capacity (size) of the black bin | 934  | 862  | 783  | 805 | 1086 | 4470 |
| 10 | Introduce a 'no recycling in residual waste' policy at the household recycling centres to maximise recycling  | 716  | 944  | 1464 | 700 | 616  | 4440 |
| 11 | Take enforcement action against those who do not recycle correctly and those who do not recycle at all  | 975  | 1111 | 1031 | 627 | 718  | 4462 |

|  |  |      |      |     |     |     |             |
|--|--|------|------|-----|-----|-----|-------------|
| 12   | Introduce additional enforcement powers to tackle waste crimes (e.g. fly tipping, not recycling, leaving bins out on the street) | 2321 | 1079 | 474 | 268 | 313 | 4455        |
| <b>Do you have any additional suggestions?</b> |  |      |      |     |     |     | <b>1542</b> |
| <i>answered</i>                                |  |      |      |     |     |     | <b>4669</b> |
| <i>skipped</i>                                 |  |      |      |     |     |     | <b>1338</b> |

Question 8.

| <b>How Important do you think it is for us to...</b> |  |                       |                  |                         |                           |                      |                       |
|--|--|-----------------------|------------------|-------------------------|---------------------------|----------------------|-----------------------|
| <b>Answer Choice</b>                                 |  | <b>Very Important</b> | <b>Important</b> | <b>Fairly Important</b> | <b>Slightly Important</b> | <b>Not Important</b> | <b>Response Total</b> |
| 1  | Communicate to our residents and businesses on how they can reduce their carbon footprint through waste reduction, reuse and recycling | 1736                  | 1442             | 682                     | 282                       | 245                  | 4387                  |
| 2  | Enable our residents to reduce their carbon footprint by minimising waste production.  | 1569                  | 1532             | 746                     | 284                       | 250                  | 4381                  |
| 3  | Reduce the environmental impact of our fleet by transitioning to ultra-low emission vehicles (ULEV).                                   | 1345                  | 1334             | 837                     | 403                       | 465                  | 4384                  |
| 4  | Develop infrastructure that meets carbon net zero targets and enables our operations to decarbonise.                                   | 1325                  | 1481             | 809                     | 370                       | 385                  | 4370                  |
| <i>answered</i>                                      |  |                       |                  |                         |                           |                      | <b>4393</b>           |

|                |             |
|----------------|-------------|
| <b>skipped</b> | <b>1614</b> |
|----------------|-------------|

Question 9.

| <b>How Important do you think it is for us to...</b> |   |                       |                  |                         |                           |                      |                       |
|--|---|-----------------------|------------------|-------------------------|---------------------------|----------------------|-----------------------|
| <b>Answer Choice</b>                                 |   | <b>Very Important</b> | <b>Important</b> | <b>Fairly Important</b> | <b>Slightly Important</b> | <b>Not Important</b> | <b>Response Total</b> |
| 1  | Ensure the Council has full control of recyclable materials collected from households and businesses.               | 1647                  | 1534             | 701                     | 191                       | 250                  | 4323                  |
| 2  | Ensure our infrastructure has the capacity for future growth in tonnages  | 1869                  | 1738             | 498                     | 135                       | 89                   | 4329                  |
| 3  | Ensure our infrastructure has the capacity for future growth for introducing additional recyclable materials.       | 2049                  | 1611             | 447                     | 129                       | 88                   | 4324                  |
| 4  | Review the Council's current HRC provision to determine whether the current service provision should be maintained. | 1389                  | 1707             | 752                     | 210                       | 226                  | 4284                  |
| <b>answered</b>                                      |   |                       |                  |                         |                           |                      | <b>4339</b>           |
| <b>skipped</b>                                       |   |                       |                  |                         |                           |                      | <b>1668</b>           |

Question 10.

| <b>Are there any barriers preventing you from sorting your waste and recycling?</b> |     |                         |                       |
|---|-----|-------------------------|-----------------------|
| <b>Answer Choice</b>  |     | <b>Response Percent</b> | <b>Response Total</b> |
| 1   | Yes | 30.7%                   | 1320                  |
| 2   | No  | 69.3%                   | 2982                  |
| <b>answered</b>   |     |                         | <b>4302</b>           |
| <b>skipped</b>  |     |                         | <b>1705</b>           |

Question 11.

| If you answered 'yes' to the question above, please tell us the barrier. |  |                  |                |
|--|--|------------------|----------------|
| Answer Choice  |  | Response Percent | Response Total |
| 1  | I don't have time to sort my waste.  | 6.6%             | 105            |
| 2  | I don't have enough space to store all the recycling containers needed.        | 30.7%            | 488            |
| 3  | Recycling is dirty and unhygienic.   | 8.8%             | 139            |
| 4  | I'm unsure about what I can and cannot recycle.                                | 33.4%            | 530            |
| 5  | I don't have all the containers I need.  | 24.3%            | 386            |
| 6  | I don't know how to collect / order the containers I need to recycle my waste. | 7.2%             | 114            |
| 7  | It doesn't make a difference whether I recycle or not.                         | 5.2%             | 82             |
| 8  | Recycling isn't important to me / it isn't my priority.                        | 3.8%             | 61             |
| 9  | Other (please specify):  | 57.9%            | 920            |
| <b>answered</b>  |  |                  | <b>1588</b>    |
| <b>skipped</b>   |  |                  | <b>4419</b>    |

Question 12.

| How would you describe your Welsh Language skills? |          |                  |                |
|--|----------|------------------|----------------|
| Answer Choice                                      |          | Response Percent | Response Total |
| 1  | Fluent   | 4.4%             | 189            |
| 2  | Moderate | 6.7%             | 286            |
| 3  | Basic    | 35.1%            | 1492           |
| 4  | None     | 53.8%            | 2287           |
| <b>answered</b>                                    |          |                  | <b>4254</b>    |
| <b>skipped</b>                                     |          |                  | <b>1753</b>    |

Question 13.

| Are you married or in a civil partnership? |     |                  |                |
|--|-----|------------------|----------------|
| Answer Choice                              |     | Response Percent | Response Total |
| 1  | Yes | 64.9%            | 2761           |

|                 |                          |       |             |
|-----------------|--------------------------|-------|-------------|
| 2               | No                       | 19.6% | 833         |
| 3               | Prefer not to say        | 9.5%  | 403         |
| 4               | Other (state if desired) | 6.0%  | 255         |
| <b>answered</b> |                          |       | <b>4252</b> |
| <b>skipped</b>  |                          |       | <b>1755</b> |

Question 14.

| <b>Sexual Orientation: Which of the following options best describes how you think of yourself?</b> |                          |                         |                       |
|---|--------------------------|-------------------------|-----------------------|
| <b>Answer Choice</b>  |                          | <b>Response Percent</b> | <b>Response Total</b> |
| 1   | Heterosexual - straight  | 82.9%                   | 3473                  |
| 2   | Gay man                  | 1.0%                    | 40                    |
| 3   | Gay woman - lesbian      | 0.4%                    | 16                    |
| 4   | Bisexual                 | 0.5%                    | 19                    |
| 5   | Prefer not to say        | 12.5%                   | 524                   |
| 6   | Other (state if desired) | 2.8%                    | 119                   |
| <b>answered</b>   |                          |                         | <b>4191</b>           |
| <b>skipped</b>  |                          |                         | <b>1816</b>           |

Question 15.

| <b>Has your gender identity changed from that assigned at birth?</b> |                   |                         |                       |
|--|-------------------|-------------------------|-----------------------|
| <b>Answer Choice</b>   |                   | <b>Response Percent</b> | <b>Response Total</b> |
| 1  | Yes               | 1.6%                    | 67                    |
| 2  | No                | 89.1%                   | 3735                  |
| 3  | Prefer not to say | 9.3%                    | 388                   |
| <b>answered</b>  |                   |                         | <b>4190</b>           |
| <b>skipped</b>   |                   |                         | <b>1817</b>           |

Question 16.

| <b>How would you describe your national identity?</b> |         |                         |                       |
|---|---------|-------------------------|-----------------------|
| <b>Answer Choice</b>                                  |         | <b>Response Percent</b> | <b>Response Total</b> |
| 1   | Welsh   | 34.6%                   | 1468                  |
| 2   | English | 17.9%                   | 760                   |

|                 |                         |       |             |
|-----------------|-------------------------|-------|-------------|
| 3               | Scottish                | 0.9%  | 37          |
| 4               | Northern Irish          | 0.1%  | 6           |
| 5               | British                 | 39.1% | 1660        |
| 6               | Irish                   | 0.4%  | 17          |
| 7               | Prefer not to say       | 4.5%  | 189         |
| 8               | Other (please describe) | 2.5%  | 105         |
| <b>answered</b> |                         |       | <b>4242</b> |
| <b>skipped</b>  |                         |       | <b>1765</b> |

Question 17.

| <b>What is your ethnic group? Choose one option that best describes your ethnic group or background.</b> |                                 |                         |                       |
|--|---------------------------------|-------------------------|-----------------------|
| <b>Answer Choice</b>   |                                 | <b>Response Percent</b> | <b>Response Total</b> |
| 1  | White                           | 91.1%                   | 3854                  |
| 2  | Gypsy or Irish Traveller        | 0.0%                    | 1                     |
| 3  | Mixed – White / Black Caribbean | 0.1%                    | 3                     |
| 4  | Mixed - White / Asian           | 0.2%                    | 7                     |
| 5  | Mixed - any other background    | 0.1%                    | 5                     |
| 6  | Black - Caribbean               | 0.0%                    | 0                     |
| 7  | Black - African                 | 0.0%                    | 1                     |
| 8  | Black - any other background    | 0.0%                    | 0                     |
| 9  | Asian - Indian                  | 0.1%                    | 3                     |
| 10   | Asian -Bangladeshi              | 0.0%                    | 0                     |
| 11   | Asian - Pakistani               | 0.0%                    | 1                     |
| 12   | Asian – Chinese                 | 0.0%                    | 2                     |
| 13   | Asian – other                   | 0.0%                    | 2                     |
| 14   | Any other ethnicity             | 0.0%                    | 2                     |
| 15   | Prefer not to say               | 6.8%                    | 288                   |
| 16   | Other (please describe)         | 1.5%                    | 62                    |
| <b>answered</b>  |                                 |                         | <b>4231</b>           |
| <b>skipped</b>   |                                 |                         | <b>1776</b>           |

Question 18.

| <b>What is your religion?</b> |                         |                       |
|-------------------------------|-------------------------|-----------------------|
| <b>Answer Choice</b>          | <b>Response Percent</b> | <b>Response Total</b> |



|                 |                               |       |             |
|-----------------|-------------------------------|-------|-------------|
| 1               | Christian (all denominations) | 56.4% | 2380        |
| 2               | Buddhist                      | 0.3%  | 13          |
| 3               | Muslim                        | 0.0%  | 2           |
| 4               | Jewish                        | 0.0%  | 1           |
| 5               | Hindu                         | 0.1%  | 3           |
| 6               | Sikh                          | 0.0%  | 0           |
| 7               | Atheist                       | 3.6%  | 150         |
| 8               | No religion                   | 26.9% | 1135        |
| 9               | Prefer not to say             | 10.5% | 442         |
| 10              | Other (state)                 | 2.3%  | 95          |
| <b>answered</b> |                               |       | <b>4221</b> |
| <b>skipped</b>  |                               |       | <b>1786</b> |

Question 19.

**Section 6(1) of the Equality Act 2010 states that a person has a disability if:**

- (a) That person has a physical or mental impairment, and**  
**(b) The impairment has a substantial and long-term adverse effect on that person's ability to carry out normal day-to-day activities.**

**Using this definition, do you consider yourself to be disabled?**

| Answer Choice   |                   | Response Percent | Response Total |
|-----------------|-------------------|------------------|----------------|
| 1               | Yes               | 11.6%            | 492            |
| 2               | No                | 79.4%            | 3365           |
| 3               | Prefer not to say | 9.0%             | 381            |
| <b>answered</b> |                   |                  | <b>4238</b>    |
| <b>skipped</b>  |                   |                  | <b>1769</b>    |

Question 20.

**Do you look after or give help or support to family members, friends, neighbours or others because of either: long term physical or mental ill-health/impairment; or problems related to old age.**

| Answer Choice   |                   | Response Percent | Response Total |
|-----------------|-------------------|------------------|----------------|
| 1               | Yes               | 33.0%            | 1396           |
| 2               | No                | 58.8%            | 2489           |
| 3               | Prefer not to say | 8.2%             | 349            |
| <b>answered</b> |                   |                  | <b>4234</b>    |
| <b>skipped</b>  |                   |                  | <b>1773</b>    |



## Appendix 3

### Consultation Comments and Consideration

In addition to the series of set consultation questions, there was an option for residents to leave further comments to assist with reviewing the strategy. These comments have been collated by theme and categorised in the following tables.

**Green:** Comments that relate to areas of focus or suggestions that were already included in the draft Resource & Waste Strategy. This demonstrates that the Strategy aligned well with residents' expectations.

**Amber:** Comments that relate to areas of focus or suggestions that hadn't been included in the draft Resource & Waste Strategy, have now been considered. This demonstrates the value or, and positive feedback from, the public consultation.

**Red:** Comments that relate to areas of focus or suggestions that we know we won't be implementing due to their impacts being in conflict to the objectives of the Strategy.

Where comments or suggestions have not been included in the Strategy then a frequently asked question (FAQ) document will be produced informing respondents why it has not been possible to include their suggestions.

| GREEN   |
|---|
| Supporting the introduction of new collections.   |
| Demand for introducing a soft plastics recycling collection service.  |
| Reduce the frequency of the current residual waste (black bin) collection service.  |
| Support community schemes (drop off points / reuse and swap schemes).   |
| Support for enforcement with fly tipping.   |
| Support for the enforcement of those who make no effort to recycle (following investigation to ensure there are no barriers stopping them from doing so). |
| Support a review of current recycling receptacles   |
| Support for an educational approach before enforcement action   |
| Support for assisted collections for residents with accessibility / mobility issues and residents struggling to present kerbside.                         |
| Support reducing the frequency of missed collections / missed collections not being returned for.   |
| Stronger enforcement action to be taken against fly tipping.  |
| 'Natural replacement' of Fleet vehicles (continue to repair / modify vehicle where possible).   |
| Undertake battery collections.  |
| Availability / accessibility of replacement bags/ boxes.  |
| Providing continued support for the current practices that do work.   |
| Support exploring adding waste streams that are currently not collected.  |
| Practicalities of storing the current receptacles at home.  |
| Barriers - age, mobility, mental health, phobias.   |
| Frequent reminders of recycling information.  |
| Obtain replacements recycling receptacles when needed.  |
| Operation of household recycling centres (HRCs)   |
| Unreliable absorbent hygiene product (AHP) collections.   |
| Residents do not participate in food recycling because it smells, is unhygienic, attracts animals and there is not enough space for the kitchen caddy.    |
| Council money should be directed at enforcing rather than on ULEV etc.  |

|   |
|---|
| Concerns about the number of vehicles required for rounds - reduce the number of vehicles on road.  |
| Stop receptacles / bins being thrown and broken / lost.   |
| Address access issues - vehicles not being able to access properties (lanes and parked cars).   |
| Larger recycling receptacles required to accommodate increased recycling  |
| Introduction of a clear bag policy at household recycling centres.  |
| Authority setting unrealistic / unachievable targets (De-carbonisation, Net Zero, ULEV) as we do not have the infrastructure to support such changes. |

| <b>AMBER</b>  |
|---|
| Increase education & engagement within Schools  |
| Provide clear and concise information on what can and cannot be recycled.   |
| Promoting home composting.  |
| Working with Third Sector organisations to reduce waste / single-use plastics etc.  |
| Address accessibility issues to HRCs for those who cannot drive.  |
| Additional Support - Mobility / Health / language barriers which may mean residents need more help to understand.   |
| Continuing to promote community workshops / schemes and events to educate people.   |
| Make it easier for residents to use the HRC site (which will in turn reduce fly tipping).   |
| Authority improving and adapting our own communication methods (to reduce our own carbon footprint / increase engagement with our audience / clear concise information needed). |
| Direct criticism related to the Waste Survey itself. Language and terminology used is not clear, lacks understanding from public.   |
| Current rules and restrictions are potentially discouraging people.   |
| Residents would engage more if recycling was easier (rinsing containers, multiple trips required to put bins out)   |
| Introduction of HRC 'shop' / free to take area.   |
| Belief that recycling is sorted but then mixed when collected.  |
| Operational - crews should be better educated to help further advise residents.   |

| <b>RED</b>   |
|--|
| No changes to the current collection frequency and capacity.                               |
| Increase the frequency of the current residual waste black bin collections.                |
| Brown bin collections (increase size & remove charge for collections).                     |
| No enforcement action should be taken (cost of living etc)                                 |
| Introduction of co-mingled wheeled bin for recycling.                                      |
| No additional costs introduced / reducing price for bulk collections.                      |
| Food waste should be collected more frequently.  |
| Van permit rules need revising / making easier.  |
| Increased opening hours of HRCs.   |
| Outsource waste collections to private contractor.   |
| HRC - residents are restricted due to not being able to obtain a permit for their vehicle. |
| Increase the number of HRC sites   |
| Additional Hubs / community bring sites. for those who cannot access current sites         |

## Appendix 4

### Strategy Amendments Post Consultation

The below lists the sections of the draft Resource and Waste Strategy that were amended following the review of the consultation feedback.

| Page No. | Section                                     | Change   |
|----------|---|--|
| 2        | Contents                                    | Include a contents page for improved navigation  |
| 3        | Glossary                                    | Include a glossary to aid understanding of Strategy contents   |
| 9        | Priority 1 – what we want to achieve        | Include schools and third sector as key stakeholders   |
| 9        | Priority 1 – communication and engagement   | Strengthen wording to emphasise that the Council will support residents through decision making  |
| 9        | Priority 1 – communication and engagement   | Include reference to improving collaborative working   |
| 9        | Priority 1 – communication and engagement   | Commit to supporting national drivers to prevent single use items being sold in the market place.  |
| 9        | Priority 1 – communication and engagement   | Include action to work with schools, eco groups and School Councils  |
| 9        | Priority 1 – communication and engagement   | Include action to work with local and national business to minimise waste at source and encourage less packaging, reuse and refill   |
| 10       | Priority 1 - collaboration                  | Amend title to collaboration so not to restrict engagement to just third sector  |
| 10       | Priority 1 - collaboration                  | Include businesses, NGOs, schools, social enterprises and charities as key collaborators.  |
| 10       | Priority 1 – Household Kerbside Collections | Include an action to promote home composting   |
| 10       | Priority 1 – Household recycling centres    | Include a commitment to expand our relationship with local charities to recover reusable items.  |
| 10       | Priority 2 – what we want to achieve        | Make stronger reference to Welsh Government and legislative change for customer perspective  |
| 11       | Priority 2 – communication and engagement   | Include schools and third sector in stakeholders we will support in understanding how to recycling their waste   |
| 11       | Priority 2 – communication and engagement   | Include the Council website as a key tool in communication and engagement of information   |
| 11       | Priority 2 – communication and engagement   | Include action to work with schools, eco groups and School Councils  |
| 11       | Priority 2 – household kerbside collections | Include reference to supporting home composting to minimise waste.   |
| 11       | Priority 2 – household kerbside collections | Provide clearer explanation for action: Find outlets for recyclable items we cannot currently recycle.   |
| 11       | Priority 2 – household kerbside collections | Make the action regarding restricting residual waste collection more concise.  |
| 11       | Priority 2 – household recycling centres    | Separate two actions to provide improved clarity: <ul style="list-style-type: none"> <li>• Do not allow mixed bags of waste into the residual (general) waste skip to ensure recycling is placed in the correct container.</li> <li>• Introduce a clear bag policy so that recycling can be</li> </ul> |

|    |   |  |
|----|---|--|
|    |   | identified and removed prior to disposal.  |
| 12 | Priority 2 – household recycling centres      | Add action: ensure sites are accessible, efficient and recycling bays are clearly marked.  |
| 12 | Priority 3 - communication and engagement     | Include action to work with schools and third sector   |
| 12 | Priority 3 – communication and engagement     | Include the Council website as a key tool in communication and engagement of information   |
| 12 | Priority 3 – communication and engagement     | Include action: Working collaboratively with internal colleagues, Welsh Government and NGOs we will educate residents on the importance of wider climate change issues such as Decarbonisation and net zero. |
| 12 | Priority 3 - fleet review and transition plan | Include reference to considering natural replacement of fleet vehicles   |
| 13 | Priority 4 - Infrastructure                   | Include action: set realistic, achievable targets  |
| 13 | Priority 5 - enforcement                      | Include educate in overview to support our residents on their recycling journey  |
| 13 | Priority 5 – What we want to achieve          | Commit to identifying barriers to recycling so that we can support our residents   |
| 14 | Priority 5 – communication and engagement     | Commit to identifying barriers to recycling so that we can support our residents   |
| 14 | Priority 5 - enforcement                      | Include action: Work collaboratively with our enforcement team to identify problematic areas in the community and facilitate educational sessions to prevent environmental crime occurrences.                |

# Flintshire Resource and Waste Strategy

2024 - 2030

Cymraeg

Mae'r ddogfen hon hefyd ar gael yn Gymraeg.  
Gweler y dudalen Gymraeg ar ein gwefan.

## Contents

|   |         |
|---|---------|
| Glossary                                      | Page 3  |
| Strategy Forward                              | Page 4  |
| Our Vision                                    | Page 4  |
| Our Strategic Objectives                      | Page 4  |
| Our Current Service and Progress              | Page 5  |
| Case for Change                               | Page 6  |
| Global drivers                                | Page 6  |
| National drivers                              | Page 6  |
| Local drivers                                 | Page 7  |
| Drivers for Change                            | Page 7  |
| Priority 1 – Waste Minimisation and Reuse     | Page 9  |
| Priority 2 – Increase Recycling               | Page 10 |
| Priority 3 – Decarbonisation                  | Page 12 |
| Priority 4 – Infrastructure                   | Page 13 |
| Priority 5 – Enforcement                      | Page 13 |
| Monitoring and Evaluation                     | Page 14 |
| Figures:                                      |         |
| Figure 1: Global, national, and local context | Page 6  |
| Figure 2: Recycling Performance and Targets   | Page 7  |
| Figure 3: Waste compositional Analysis        | Page 8  |



## Glossary

**Carbon footprint** A carbon footprint is a measure of the total amount of greenhouse gases, specifically carbon dioxide (CO<sub>2</sub>) and other equivalents like methane (CH<sub>4</sub>) and nitrous oxide (N<sub>2</sub>O), emitted directly or indirectly by human activities.

**Circular Economy** Extending the life cycle of products by reusing, regenerating, sharing, repairing, and recycling existing materials.

**Composting** The natural process of recycling organic matter, such as leaves and food scraps, into a valuable soil conditioner for soil and plants.

**Decarbonisation** The reduction or elimination of carbon emissions using low carbon sources.

**Food Waste** Food that is not consumed and discarded or by humans e.g. leftovers, peelings, expired products, inedible products.

**Household Recycling Centres (HRCs)** Waste disposal centres where residents can dispose of domestic waste and recycling items that are not collected at the Kerbside.

**Infrastructure** Structures and facilities needed for the operation of a service e.g., Waste transfer stations, depots.

**Net Zero** The balance between the amount of greenhouse gases being produced and the amount that are being removed from the atmosphere.

**NGO** Non-profit organisation that operates independently of a government.

**Parc Adfer** – Energy from waste facility set up by the North Wales residual waste treatment project to manage the residual waste generated by populations from five Local Authorities, Flintshire, Conwy, Denbighshire, Anglesey, and Gwynedd. Diverts waste from landfill and generates renewable energy.

**Recycling** The process of converting waste items into new products to prevent disposal, reduce the need for raw materials, reduce carbon emissions and decrease pollution.

**Repair** Fixing or restoring items that are damaged, faulty, broken to extend their life and avoid the need to recycle or dispose.

**Residual Waste** Materials that remain following efforts to reduce. Reuse, recycle or compost. Commonly known as 'general waste' or 'black bin waste'.

**Residual Waste Bin** Black bin provided for non-recyclable and non-compostable waste.

**Resources** Materials, such as glass, plastic, paper fibres, that can be utilised to produce new items.

**Reuse** Using items again for the same use instead of discarding them.

**Single Use** Items that are only used once before being recycled or thrown away.

**Third Sector** Charities, social enterprises and voluntary groups put in place to deliver essential services.

**Waste Duty of Care** A legal requirement for all those dealing with waste to take all reasonable steps to ensure its compliant disposal.

**Waste Composition** The types and volumes of materials found in a waste stream.

**Workplace Recycling Reforms** A law for all businesses, charities, and public sector organisations to sort their waste into separated recycling streams to maximise recovery of valuable resources.

**Waste minimisation** Reducing the amount of waste generated; therefore, preventing waste from being created rather than managing it after production and use.

**Ultra Low Emission Vehicles (ULEV)** Vehicles that produce low levels of harmful emissions.

DRAFT

## Strategy Forward

In 2022 Flintshire Council released its Climate Strategy pledging to take urgent action to reduce carbon emissions to net zero by 2030 and committed to support and promote the Welsh Government's Strategy to create a sustainable, Circular Economy in Flintshire.

Unsustainable consumption of precious resources has a significant impact on our environment and climate. Taking steps to reduce consumption and move away from traditional linear resource models of make, buy, dispose, to a circular model to preserve the environment for future generations is a must.

It will take a collective effort from residents, our workforce and the wider community to reduce consumption and our impact on the environment.

This Resource and Waste Strategy will set out our aims to enable and support residents living in Flintshire to make it easier for them to reduce their impact on the environment and their carbon footprint and move Flintshire towards a circular economy.

## Our Vision

*Our vision is to lead Flintshire towards a Circular Economy, maximise our resource efficiency, minimise waste and work collaboratively with our communities to take collective environmental responsibility.*

*Through an effective Resource and Waste Strategy, we aim to safeguard the well-being of current and future generations, support the local economy, and reduce our impact on climate change.*

## Our strategic Objectives

1. To be a net carbon zero Council by 2030 and support wider decarbonisation actions across the County
2. Prioritise waste minimisation through proactive engagement with our communities
3. Increase reuse and repair through partnership with third sector organisations.
4. Achieve Welsh Government targets to reuse, recycle and compost over 70% of the waste we collect.
5. To provide efficient, innovative, and cost-effective services.
6. Meet budgetary requirements and avoid fines.
7. To invest in our infrastructure to future proof services to accommodate service growth.
8. Utilise proportionate and effective enforcement for non-conformance.

## Our Current Services and Progress



Provide a weekly recycling service for **72,441** households



Spend over **£3.4M** on the disposal of residual (black bin) waste



Operate two closed landfill sites generating electricity for methane extraction



Produce soil conditioner from the composting of garden waste



Generate an income of **£750k** for the sale of recyclable materials



Operate five household recycling centres achieving **81%** recycling



Enforce against waste crimes such as fly tipping and side waste



2022/23 recycling rate:



2025 recycling target:

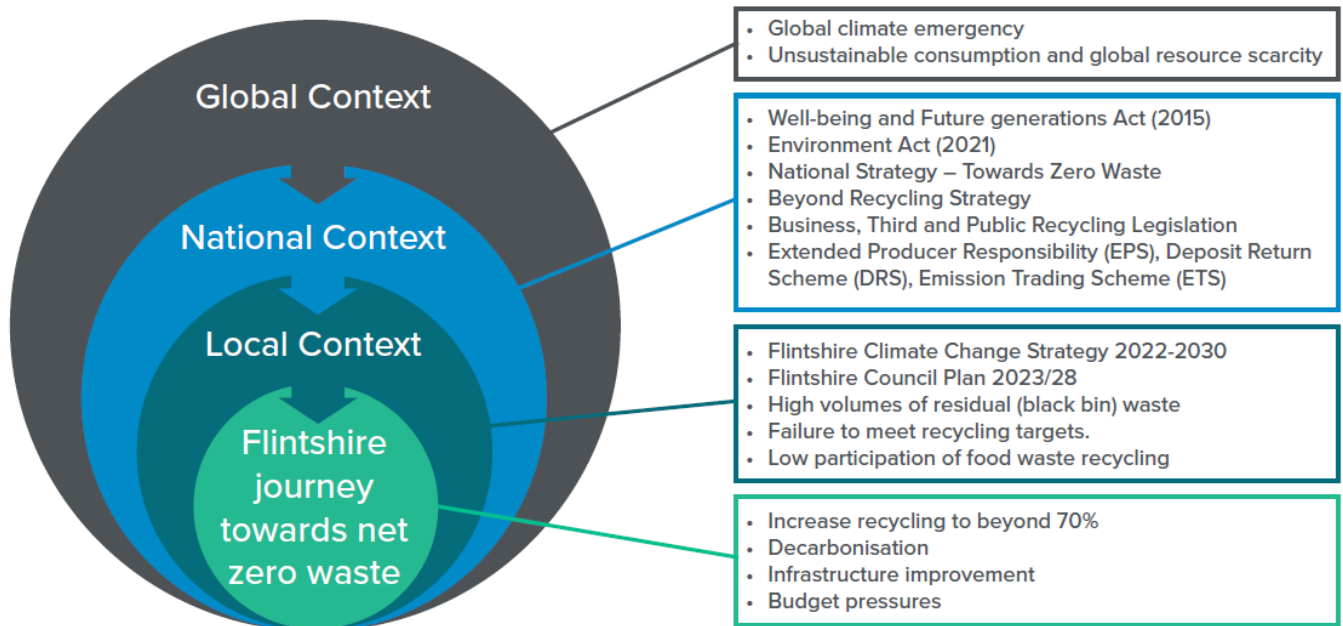


## The Case for Change

The climate emergency and our unsustainable consumption of resources has been recognised by the Welsh Government and Flintshire County Council.

Moving to a circular economy is key to significantly reducing our carbon emissions and our over-exploitation of natural resources, and to help reverse the decline in biodiversity. Crucially, it can also improve economic and social outcomes. The drivers, and legislative and strategic framework in place to support our move towards a more circular economy are summarised below:

Figure 2: Global, national, and local context



### Global Drivers

We are facing a global climate crisis, and it is now widely accepted that human activity is affecting the climate on a scale that is having detrimental effects on all living things. To avoid the worst impact of these effects we need to take urgent action to limit the increase in global temperatures by 1.5°C above preindustrial levels as outlined in the Paris Climate Change Agreement.

### National Drivers

The Welsh Government has set an overall zero waste target by 2050 and ambitious recycling targets for Councils in the interim period.

These are statutory targets and an Authority can be fined if they are not achieved.

In addition to the above targets, we also need to ensure we work with our communities to protect the long-term impact of our decisions in line with the Well-Being and Future Generations Act (2015) and adapt to the reforms that have been included within the Environment Act (2021). The reforms are designed to increase the recyclability of packaging waste, improve recycling, reduce litter, and increase business recycling.

## Local Drivers

At a local level Flintshire Council has committed to tackle climate change and become carbon neutral by 2030 through its climate change strategy (2022/30)

There is a statutory obligation on Flintshire County Council to achieve a 70% recycling rate by 2024/25 or face significant financial penalties. Flintshire's current recycling rate of 61.51% for 2022/23 is significantly below the 70% target for 2024/25 and there is need, therefore, to take urgent action to increase our recycling rates and avoid being fined.

Flintshire is facing a budget gap of £32m in 2024/25 with potential solutions identified to bridge the gap at £18m, leaving a remaining shortfall of some £14m.

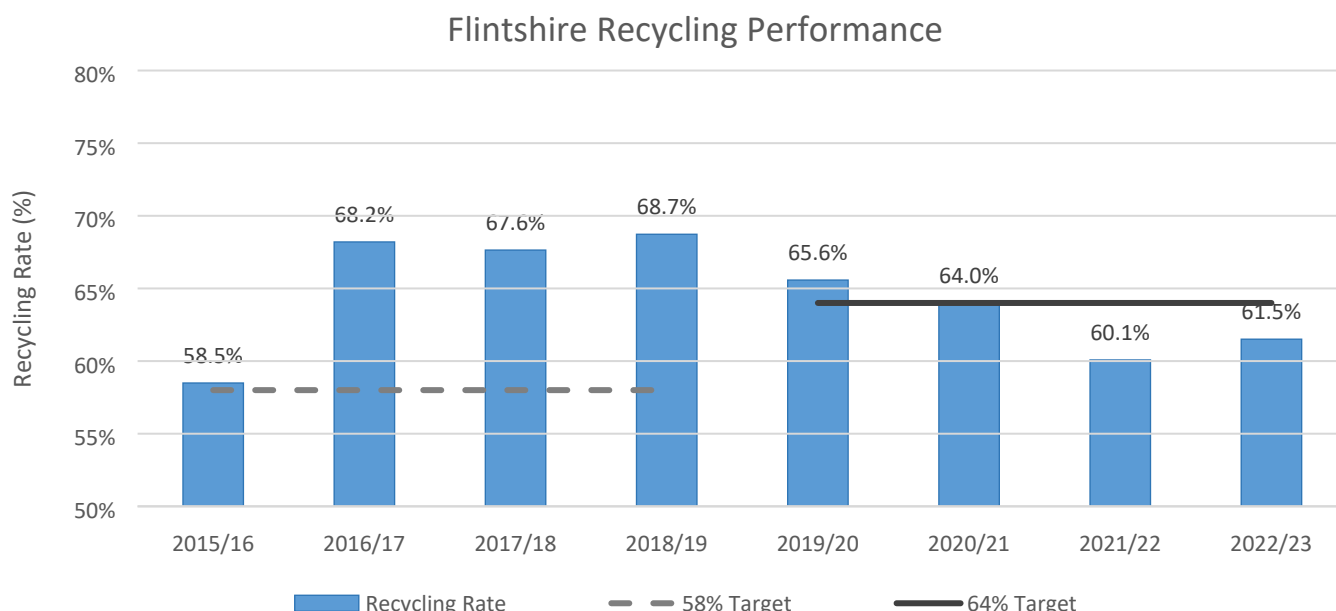
There is little left to cut and without more funding, difficult decisions will need to be made to deliver a balanced budget.

### Drivers for Change

In recent years we have achieved great success in increasing the amount we recycle in Flintshire to 61.51% in 2022/23. We would like to thank residents of Flintshire for engaging with our services to reach this target. Despite this progress we need to do more to increase our recycling rate to 70% and beyond, reduce our carbon impact and ensure that overall waste arisings reduce, increase reuse, and recycle as much as we can to promote a circular economy.

The table below shows our recycling performance since 2015/16 and whilst progress with recycling has kept pace with Welsh targets in previous years as an Authority, we have failed to meet targets set in 2020/21, 2021/22 and 2022/23, and we are currently not on target to achieve a 70% recycling rate by 2024/25.

Figure 2: Recycling Performance and Targets



The Council faces significant fines for not achieving the statutory recycling targets. The fines for missing the targets over the two years 2020/21 and 2022/23 equate to circa £1M, and we are not set to meet the targets in 2023/24 resulting in the potential for additional fines.

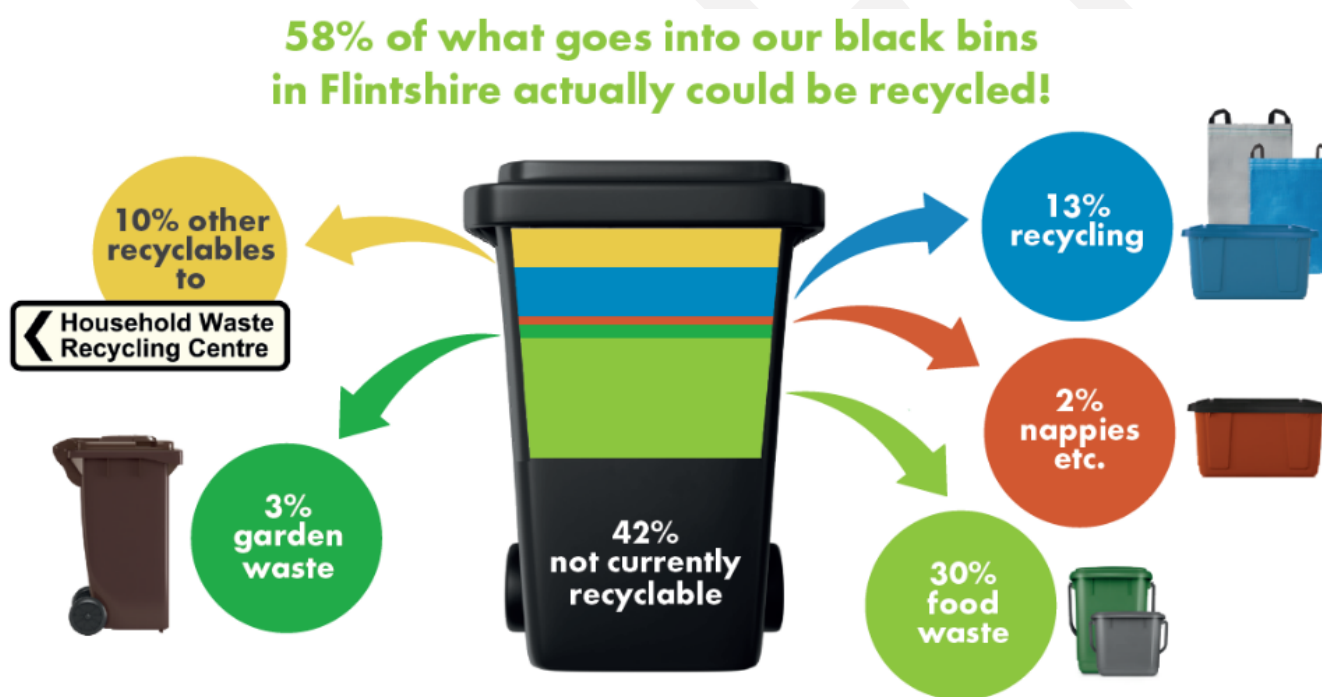
Furthermore, the targets increase again from 1 April 2024 and the Council will face higher fines of £1.2m per annum based on current recycling levels.

### Waste composition

In 2022 an analysis of our household residual waste took place, the results of which can be seen in the pictorial diagram below.

The analysis shows that despite Flintshire’s comprehensive weekly recycling service 58% of the contents of the residual waste bin (black bin) are materials that could be recycled either at the kerbside or at the household recycling centres. The remaining 42% are items that are not currently recyclable and should be placed in the residual waste stream.

Figure 3: Waste compositional Analysis



To help us reach a recycling target of 70% we need to divert recyclable materials from the residual waste stream (black bin) to the existing kerbside recycling services. The compositional analysis shows that 13,410 tonnes of material in the residual black bin, of which 6,940 tonnes was food waste, could have been recycled using our current service.

Taking into consideration the need to divert recycling from the residual waste stream to increase recycling rates and avoid financial penalties it is imperative that we take prompt corrective actions to meet statutory targets.

Within this Strategy we have outlined our priorities that seek to address this risk to reduce our waste, increase recycling and decarbonise our activities so that we meet our strategic objectives.

## Priority 1 – Waste Minimisation and Reuse

Our priority is to reduce overall waste arisings within Flintshire and increase the amount we reuse to avoid disposal. Our approach will be focused on helping residents, business schools and third sector reduce the amount of waste they produce and enabling better reuse of items.

### What We Want to Achieve

- Raise awareness of waste minimisation and reuse in households, businesses, schools and third sector
- Encourage positive behavioural change towards waste prevention, minimisation and reuse.
- Reduce the overall amount of waste generated per household.
- Make it easier for residents to reuse and repair items.

### How we will achieve this:

#### Communicating and Engagement

Consistent and clear messages are essential to support wider behavioural change. We recognise that the Council needs to support residents across Flintshire to make the right decisions on how to minimise their impact on the environment. We want to improve our engagement with residents seeking more effective ways in which to communicate and raise awareness in ways that suits their needs including door knocking campaigns, roadshows, social media, mailshots and letter drops to households.

We will do this by:

- Setting out a communications plan for each year outlining key activities, promotional themes and how they will be delivered to residents.
- Promoting how residents can reuse and repair their items through targeted campaigns and collaboration.
- We will promote alternative places to donate/sell reusable items, such as online platforms or charities.
- Make minimising food waste a continuous targeted communication campaign.
- Promote how residents can avoid single use items, while supporting national drivers to prevent single use items being sold in the market place.
- Use data to identify households with high amount of waste to provide targeted messaging on reducing and reusing their waste.
- Ensure our communications literature is available in multilingual languages and readily available.
- Provide educational visits to Parc Adfer energy from waste facility to local students and community interest group.
- Promote alternative places to donate/sell reusable items, such as online platforms, charities or household recycling centres (HRCs)
- Work with schools within the county to create long term educational campaigns. Explore opportunities to work with eco groups and School Councils.
- Work with local and national business to minimise waste at source and encourage less packaging, reuse and refill



## Collaboration

- We will develop collaborative working with businesses, NGOs, schools and third sector including charities and social enterprise to achieve our goals.
- We will make it easier for residents to repair broken items by supporting community repair cafés.
- We will promote and make it easier for residents to borrow items, rather than buying new, through increased collaboration with the borrow bus and developing a 'library of things'.

## Household Kerbside Collections

- Continue to provide vouchers towards the cost of reusable nappies to reduce the number of disposal nappies in the residual bin.
- We will ensure that collected bulky items from homes are segregated for reuse where possible.
- Promote home composting to minimise waste out of the home.

## Household Recycling Centres (HRCs)

- We will make it easier for residents to donate items for reuse at our HRCs and expand our relationship with local charities to recover reusable items.
- We will continue to promote our deconstruction facility at the Rockliffe (Oakenholt) HRC site, to deconstruct bulky items into their component parts in order to minimise waste.

## Priority 2 – Increase Recycling

We need to increase our recycling rate to 70% and beyond by 2024/25 to ensure that we meet targets set out by Welsh Government, avoid materials from being needlessly discarded, promote a Circular Economy, meet net zero carbon targets and avoid financial penalties for not conforming.

### What We Want To Achieve

- To reduce food waste volumes in the residual waste bins
- To increase our recycling rate to 70% and beyond as set by Welsh Government
- To make it easy for residents to recycle their household waste.
- To provide all flats with a comprehensive recycling service
- Ensure businesses are compliant with workplace recycling reforms and legislative change.
- Divert recycling from the residual waste (black bin) into the correct recycling streams.
- Collect additional recyclable items at the kerbside.
- Reduce missed collections and provide real time service information.
- Restrict the amount of residual waste collected at the kerbside.

### How we will achieve this:

Working with our communities we will provide a clear and comprehensive service to residents and business in Flintshire. Making it easy to recycle is key to engaging with residents and changing long term behaviours.

## **Communicating and Engagement**

We will consistently promote how residents, businesses, schools and the third sector can easily recycle their waste, making it clear what can and cannot be recycled.

Using data, we will proactively engage with low performing areas and businesses in Flintshire to address barriers to recycling and monitor participation to inform targeted activity for engagement.

We will engage in a variety of ways including:

- Site visits and door knocking campaigns.
- Increased roadshows at high footfall locations including Connect Centres, household recycling centres, community events and fetes and local markets.
- Increase the use of social media, Council website and informative videos.
- Engage in national recycling campaigns and promote Recycle Week
- Continue to door drop leaflets and engage through council tax notices, annual calendars and targeted campaigns.
- Work closely with landlords/housing associations/FCC Housing Officers to provide joint solutions to improve recycling.
- Work with schools within the County to create long term educational campaigns to support our objectives. Explore opportunities with eco groups and School Councils.

## **Household kerbside Collections**

We will:

- Encourage residents to use the existing kerbside collection services already provided by the Council, including absorbent hygiene products, such as nappies and incontinence waste products, and clinical waste.
- Introduce new materials for collection at the kerbside with a focus on flexible plastics, small electricals, textiles.
- Introduce measures to increase resident participation in our food waste recycling collections service and promote home composting where possible.
- Find outlets for recyclable items we cannot currently recycle.
- Implement efficient and effective recycling and waste collection rounds, minimising their impact on the environment.
- Review suitability of our recycling containers.
- Provide a comprehensive recycling service to all flats within Flintshire, including food waste collections.
- Utilise technology to provide real time service information on collection rounds.
- Review our assisted collections policy and utilise technology to minimise missed collections and provide real time service information where possible.
- We will restrict the amount of residual waste that residents can dispose of in the black bin to encourage greater recycling by all residents either by reducing the frequency of collections or the capacity of the bin.

## **Household Recycling Centres (HRCs)**

We will review our HRC provision with a view to providing an effective and efficient service to maximise recycling.

We will:

- Continue to seek sustainable markets for hard to recycle items.
- Do not allow mixed bags of waste into the residual (general) waste skip to ensure recycling is placed in the correct container.
- Introduce a clear bag policy so that recycling can be identified and removed prior to disposal.
- Deconstruct bulky household items that cannot be reused to recover recyclable material and avoid disposal.
- Ensure HRCs are accessible, efficient and clearly marked to improve customer experience.

### **Street Cleansing**

We will explore sustainable methods for our street cleaning operatives and community litter picking groups to segregate recyclable littered items.

### **Commercial Waste**

We will work with local business, business groups and leads to ensure they are compliant with forthcoming legislative changes to workplace recycling through active engagement and promote waste minimisation and reuse.

### **Priority 3 - Decarbonisation**

We have committed to be net carbon zero Council by 2030 and supporting wider decarbonisation actions across the County.

#### **What We Want to Achieve**

- Meet Net Zero by 2030 in line with the Council Climate Strategy.
- Ensure services are procured in line with carbon neutral objectives.
- Ensure our future infrastructure is carbon neutral.
- Enable residents to reduce their carbon footprint by minimising waste production.

#### **How we will achieve this:**

##### **Communicating and Engagement**

Communicate with residents, businesses, schools and third sector on how they can reduce their carbon footprint through waste reduction, reuse and recycling. This will be delivered using targeted campaigns using social media, the Council website roadshows, door knocking.

Working collaboratively with internal colleagues, Welsh Government and NGOs we will educate residents on the importance of wider climate change issues such as Decarbonisation and net zero.

##### **Fleet review and transition plan**

A large proportion of the carbon emissions from waste activities are through the use of diesel collection vehicles. We are committed to reducing the environmental impact of our fleet by transitioning to ultra-low emission vehicles (ULEV).

We will develop a fleet transition plan that is linked to our strategic infrastructure plans and decarbonisation objectives while considering the natural replacement of vehicles.

## Infrastructure

Develop waste infrastructure that meets net zero targets and enables our operations to decarbonise.

### Priority 4 - Infrastructure

Delivering effective and efficient recycling services, that maintain the quality of the materials collected and ensure the capability of accommodating increases in future growth requires robust infrastructure to be in place.

#### What We Want to Achieve

- To ensure the Authority has full control of recyclable materials collected from households and businesses.
- Improve operational efficiencies of collection and transfer of materials.
- Ensure our infrastructure has the capacity for future growth in tonnages and new materials.
- Ensure the infrastructure meets and enable our carbon net zero targets.

#### How we will achieve this:

##### Infrastructure review

We want to ensure that we have full control of the materials that we collect and ensure operational efficiencies for our services. We will therefore undertake an infrastructure review with a view to reviewing the business case for our own Recycling Waste Transfer Station for the deposit and processing of recyclable materials, to enable us to meet decarbonisation and net zero targets. We will also review the Council's current HRC provision to determine whether the current service provision should be maintained.

The review will take into consideration:

- Decarbonisation and net zero targets
- Future capacity for increased volume of materials and new materials
- Operational efficiencies
- Review the Councils infrastructure requirements.
- Compliance with new permitting requirements
- Set realistic, achievable targets

### Priority 5 - Enforcement

We want to ensure that we make reducing, reusing, and recycling household waste as easy and as accessible as possible for all Flintshire residents.

We will continue to educate and support residents on their recycling journey, but we will also deliver fair and robust enforcement of waste policies and illegal activities such fly tipping, where necessary.

#### What We Want to Achieve

- Support residents that struggle to recycle and identify barriers.
- Signpost residents to the most effective way of managing their waste and recycling.
- Ensure that households participate and recycle their waste.
- Prevent fly tipping, littering and side waste presentation.
- Educate on household and business Duty of Care

## How we will achieve this:

### **Communicating and Engagement**

We will proactively engage with residents that may be struggling to manage their waste and encounter barriers to participation with the recycling service. This may include including visiting their property, to offer support through advice and practical measures to resolve issues.

We will regularly communicate waste Duty of Care requirements so both residents and businesses are aware of their responsibilities.

We will make it clear through regular communication that the Authority will enforce against fly tipping, littering and side waste presentation and that action that will be taken and what those consequences are. We will publish details of enforcement action taken that result in Fixed Penalty Notices (FPNs) or prosecution to act as a deterrent.

### **Household Kerbside Collections**

We will empower operational collection crews to identify households that could be struggling to manage their waste so that early intervention and support can be provided to avoid escalation.

### **Household Recycling Centres (HRCs)**

- Continue to challenge and reject commercial waste from entering sites.
- Review the potential to introduce a resident booking system to prevent cross border tipping.
- Take action against those who display any verbal or physical aggression towards our staff who challenge our policies and procedures.

### **Enforcement**

We seek to:

- Take a fair and reasonable three stage process to tackle service issues which includes issuing an informative/warning letter, use of Section 46 Notices and FPNs.
- Introduce the use of community protection warnings, community protection notices and/or Public Space Protection Orders for waste crimes that have a detrimental impact on the local community.
- Work collaboratively with our enforcement team to identify problematic areas in the community and facilitate educational sessions to prevent environmental crime occurrences.
- Undertake a zero-tolerance approach on significant waste related crime such as fly tipping.
- Take action against those who display any verbal or physical aggression towards our enforcement team.

## Monitoring & Evaluating

We will measure our performance against our Strategic aims using performance indicators to track our outcomes to our objectives and ensure we are meeting targets and offering value for money.

Throughout the year we will report progress against a set of key indicators of performance (KPIs) that relate to the delivery of our priorities. This will be reported via including Programme Boards, Environment and Economy Overview and Scrutiny Committee, Cabinet committee and our Council Plan.

We will also regularly update residents and the community on our performance against targets.

| Strategic Aim                              | Measurement   | Unit           |           |
|--|---|----------------|-----------|
| Minimise overall waste                     | Kilogram of resident waste generated per year per person  | Kg /person/ yr | Annually  |
| Reduce food waste in residual waste stream | Increase in food waste yield.<br>Reduction in residual waste tonnages and composition<br>Increase in food Waste Participation Numbers | Tonnes/yr      | Annually  |
| Reuse / Recycling                          | Municipal Waste Collected and Prepared for Re-use/Recycling   | Kg/hh/yr       | Quarterly |
| Increase Recycling                         | Proportion of materials recycled  | %              | Annually  |
| Satisfaction with services                 | Public Opinion Survey   | Qualitative    | Annually  |



## ENVIRONMENT AND ECONOMY OVERVIEW AND SCRUTINY

|                        |   |
|------------------------|---|
| <b>Date of Meeting</b> | Tuesday, 5 <sup>TH</sup> March 2024   |
| <b>Report Subject</b>  | Update on Bus Emergency Scheme  |
| <b>Cabinet Member</b>  | Deputy Leader of the Council and Cabinet Member for Streetscene and Regional Transport Strategy |
| <b>Report Author</b>   | Chief Officer (Streetscene and Transportation)  |
| <b>Type of Report</b>  | Operational   |

### EXECUTIVE SUMMARY

During the Covid Pandemic Governments across the UK stepped in to provide support to bus companies when passenger numbers on commercial services collapsed. In Wales, the Bus Emergency Scheme (BES) was created to help keep bus companies afloat to ensure that vital commercial bus services were retained throughout the pandemic. The BES was terminated in June 2023 and was replaced by the Bus Transition Funding (BTF) which is scheduled to terminate in March 2024,

The purpose of this report is to provide an update in relation to the funding of commercial services post BTF, whilst also detailing the scope of Welsh Government Bus Network Fund (BNG) which will be introduced in April 2024.

### RECOMMENDATIONS

|   |  |
|---|--|
| 1 | That Scrutiny note how public bus services have been funded during the pandemic, the impact on service levels / passenger numbers / bus companies themselves and future proposals. |
|---|--|

### REPORT DETAILS

|             |  |
|-------------|--|
| <b>1.00</b> | <b>EXPLAINING THE BACKGROUND TO THE BUS EMERGENCY SCHEME</b>   |
| 1.01        | During the Covid Pandemic, Governments across the UK stepped in to provide support to bus companies when passenger numbers on commercial services collapsed. In Wales, the Bus Emergency Scheme (BES) was created to help keep bus companies afloat to ensure that vital commercial bus services kept running throughout the pandemic. |
| 1.02        | In February 2023, Welsh Government (WG) confirmed that the BES funding was to be removed and whilst this was originally scheduled to end in March 2023, a further extension was provided until June 2023. The  |

|      |   |
|------|---|
|      | three month extension provided by WG was intended to give the industry the short-term stability required while plans for reviewing and developing the bus network continued to better suit the new travel patterns seen since the end of the pandemic. This also ensured that there was no disruption to school transport journeys on public transport services by extending to the end of the school year.   |
| 1.03 | Regional Planning Teams (bus services) supported by Transport for Wales (TfW) were then established to understand the impact of the removal of BES on commercial services and to resolve the network issues that were likely to arise from the change in funding regime, thus helping to optimise the network and to maintain as much reach and access as possible.   |
| 1.04 | BES was then replaced by The Bus Transition Fund (BTF) on 24 July 2023; this was developed collaboratively with Local Authorities, Welsh Government, Transport for Wales and the bus industry. The purpose of BTF was to provide immediate financial support to bus operators in Wales so that those vital commercial services could continue.  |
| 1.05 | In order to understand what funding was required to maintain the current commercial network across North Wales, operator costs were obtained and submitted to Welsh Government and on the 24 <sup>th</sup> September 2023, 'minor changes' to some services were introduced with very minor impact on passengers – mainly being efficiencies through good housekeeping.   |
| 1.06 | Given BTF is due to end March 2024, Operators were asked to inform the council of those commercial services that will no longer be financially viable (without BTF support). Those services that were highlighted as not being commercially viable are in the process of being procured by local authorities.   |
| 1.07 | That said, following meetings with operators in November 2023, it was clear that North Wales would not have the capacity or time available to procure the post BTF services in time to start 1 <sup>st</sup> April 2024.  |
| 1.08 | It was therefore suggested that to 'buy time', approval was given for North Wales Authorities to instigate emergency contracts with operators which would allow the continuation of those non-viable commercial services until such time as the procurement exercise had been completed. The process of procurement is currently underway in Flintshire where it is anticipated that costs for those services will be obtained at the end of March this year. |
| 1.09 | With regards to the future regional allocation of funding, WG have announced that a new discretionary grant (to replace the existing BTF) is to be introduced from April 2024. The name of the new funding stream is called The Bus Network Grant (BNG).  |
| 1.10 | This new scheme, unlike BTF, will provide Local Authorities with funding to tender for bus services that will not operate commercially when BTF comes to an end. The new scheme will run alongside the existing discretionary Bus Service Support Grant (BSSG) scheme with funding allocated of £25m for the whole of Wales for financial year 2024-2025. WG will distribute both BSSG (previously £6m for North Wales) and now                               |



|      |  |
|------|--|
|      | BNG to the region. Although it has yet to be confirmed officially, it is understood that the allocation of BNG for North Wales is £5.6m.   |
| 1.11 | The estimated £5.6m will not necessarily be distributed evenly amongst North Wales Authorities, but rather, each region will be required to meet to agree how the funding will be distributed according to individual local authority need. This will depend on the number of former commercial services requiring procurement by each authority, the costs of these routes and the priority of the route in question.   |
| 1.12 | Given it is highly unlikely that North Wales will be able to afford to continue to fund every element of the current network, a prioritisation (RAG) exercise will need to be undertaken independently by TfW, who will be analysing information received from operators and will rank services based on patronage levels and impact on passengers.  |
| 1.13 | <p>Despite the financial support detailed above, recent experience has demonstrated that bus operators are finding it increasingly difficult to maintain the commercial viability of some bus services. Passenger numbers on public transport have declined significantly over the last three years, which is impacting on the sustainability of bus services across Wales.</p> <p>As such, we have observed a reduction in the number of bus operators over recent years, which is an issue across Wales. As a result, the current competition in the bus industry is extremely limited which has the potential to increase contract prices.</p>  |
| 1.14 | We continue to face challenges ahead with the consumer price index for transport services in the UK indicating that, since January 2015, prices in the transport sector have increased by over 27%. Governments and Local Authorities are keen to address the decline in bus use that has been experienced over the years and making bus services more attractive is key to achieving this.  |
| 1.15 | WG recognise the need for an effective public transport network to ensure economic recovery and that communities are connected, car dependency and congestion is reduced, active travel is promoted, as well as ensuring that carbon emissions and climate change, air quality and health, social inequalities are tackled.  |
| 1.16 | <p>That said, despite WG's commendable aspirations for an improved public transport network, the potential for inadequate funding, as a result of the BNG prioritisation exercise, is likely to result in significant changes to the bus network in Wales from April 2024.</p> <p>Should any non-viable commercial services not continue because of the procurement / prioritisation exercise, alternative transport would need to be provided for eligible pupils for the duration of their school attendance. This may have an impact on the School Transport Budget given alternative transport arrangements may be more expensive than a current bus pass utilised on commercial services.</p> |

|      |   |
|------|---|
| 1.17 | Operators have also raised concern with regards to increased journey times because of the recently implemented 20mph legislation change. As such, WG are working with operators to understand the cause of potential disruption and how this can be overcome. |
|------|---|

|             |                              |
|-------------|------------------------------|
| <b>2.00</b> | <b>RESOURCE IMPLICATIONS</b> |
|-------------|------------------------------|

|      |   |
|------|---|
| 2.01 | The procurement of the non-viable commercial services will be undertaken by the Council's in house Integrated Transport Unit (ITU). |
|------|---|

|      |  |
|------|--|
| 2.02 | Should any non-viable commercial services not continue because of the procurement / prioritisation exercise, alternative transport would need to be provided for eligible pupils for the duration of their school attendance. This may have an impact on the School Transport Budget given alternative transport arrangements may be more expensive than a current bus pass utilised on commercial services. |
|------|--|

|             |  |
|-------------|--|
| <b>3.00</b> | <b>IMPACT ASSESSMENT AND RISK MANAGEMENT</b> |
|-------------|--|

|      |   |
|------|---|
| 3.01 | Whilst it is anticipated that there will be a negative impact on bus services because of market price rises and a reduced regional budget, it is not possible to complete the necessary Impact Assessment at this moment in time until funding for Flintshire has been confirmed and once the required procurement and prioritisation exercise has been undertaken. |
|------|---|

|             |   |
|-------------|---|
| <b>4.00</b> | <b>CONSULTATIONS REQUIRED/CARRIED OUT</b> |
|-------------|---|

|      |   |
|------|---|
| 4.01 | Deputy Leader of the Council and Cabinet Member for Streetscene and Regional Transport Strategy |
|------|---|

|      |   |
|------|---|
| 4.02 | Consultation with Transport for Wales and regional Authorities during the evaluation, prioritisation and allocation of funding. |
|------|---|

|      |  |
|------|--|
| 4.03 | Consultation with passengers affected by any reductions in services. |
|------|--|

|      |   |
|------|---|
| 4.04 | Consultation with transport operators following the outcome of the procurement / prioritisation exercise. |
|------|---|

|             |                   |
|-------------|-------------------|
| <b>5.00</b> | <b>APPENDICES</b> |
|-------------|-------------------|

|      |      |
|------|------|
| 5.01 | None |
|------|------|

|             |  |
|-------------|--|
| <b>6.00</b> | <b>LIST OF ACCESSIBLE BACKGROUND DOCUMENTS</b> |
|-------------|--|

|      |      |
|------|------|
| 6.01 | None |
|------|------|

|             |  |
|-------------|--|
| <b>7.00</b> | <b>CONTACT OFFICER DETAILS</b>   |
| 7.01        | <p><b>Contact Officer:</b> Katie Wilby, Chief Officer (Streetscene &amp; Transportation)<br/> <b>Telephone:</b> 01352 704530<br/> <b>E-mail:</b> <a href="mailto:katie.wilby@flintshire.gov.uk">katie.wilby@flintshire.gov.uk</a></p> <p><b>Contact Officer:</b> Helen Telford, Integrated Transport Unit Manager<br/> <b>Telephone:</b> 01352 704531<br/> <b>E-mail:</b> <a href="mailto:helen.telford@flintshire.gov.uk">helen.telford@flintshire.gov.uk</a></p> |

|             |  |
|-------------|--|
| <b>8.00</b> | <b>GLOSSARY OF TERMS</b><br><b>These are provided corporately on the Infonet (link) and maintained by the Executive Office</b>   |
|             | <ol style="list-style-type: none"> <li>(1) Bus Emergency Scheme (BES) – Emergency funding provided by Welsh Government to help sustain commercial bus Operators in order to ensure that vital commercial bus services were retained during the Covid 19 pandemic.</li> <li>(2) Bus Transition Fund (BTF) – Grant provided by Welsh Government to replace Bus Emergency Scheme (BES) which commenced in June 2023 and is scheduled to terminate in March 2024.</li> <li>(3) Bus Network Grant (BNG) – Grant provided by Welsh Government to allow local authorities to procure commercially non-viable bus services which will be introduced in April 2024.</li> <li>(4) Bus Service Support Grant (BSSG) – Grant provided by Welsh Government to deliver transport objectives set out in the Welsh Transport Strategy and the National Transport Finance Plan.</li> <li>(5) Commercial Bus Services - motor vehicle designed for carrying more than nine passengers and used for the transportation of persons for compensation.</li> <li>(6) Transport for Wales (TfW) - the body established by Welsh Government to deliver transport priorities in Wales.</li> <li>(7) Integrated Transport Unit (ITU) – The Councils in house transport team.</li> </ol> |

This page is intentionally left blank